

**MASTER CYLINDERS  
AVAILABLE ON  
PAGE 152**



UNIVERSAL

## UNIVERSAL REPLACEMENT BRAKE BOOSTERS

Replace your original or upgrade to power with one of CPP's brake boosters. All boosters are brand new and are available in both brilliant gold cadmium plating or a production chrome. OE applications come with firewall bracketry and pedal linkage. Universal street rod applications have a 4 bolt mounting pattern that is 3-3/8" square and accept a master cylinder that has a 3-3/8" spread. All boosters come with a long and short pin for either deep or shallow master cylinders.

| PART #   | DESCRIPTION                       | RETAIL   | JOBBER   | DEALER   |
|----------|-----------------------------------|----------|----------|----------|
| 7SRB     | 7" single diaphragm, gold cad     | \$139.00 | \$122.00 | \$59.00  |
| 7SRB-BL  | 7" single diaphragm, black e-coat | \$139.00 | \$122.00 | \$69.00  |
| 7SRB-C   | 7" single diaphragm, chrome       | \$180.00 | \$158.00 | \$79.00  |
| 7DSRB    | 7" dual diaphragm, gold cad       | \$179.00 | \$161.00 | \$99.00  |
| 7DSRB-BL | 7" dual diaphragm, black e-coat   | \$179.00 | \$157.00 | \$99.00  |
| 7DSRB-C  | 7" dual diaphragm, chrome         | \$219.00 | \$193.00 | \$100.00 |
| 8SRB     | 8" single diaphragm, gold cad     | \$149.00 | \$131.00 | \$95.00  |
| 8SRB-BL  | 8" single diaphragm, black e-coat | \$149.00 | \$131.00 | \$95.00  |
| 8SRB-C   | 8" single diaphragm, chrome       | \$229.00 | \$202.00 | \$129.00 |
| 8DSRB    | 8" dual diaphragm, gold cad       | \$179.00 | \$158.00 | \$99.00  |
| 8DSRB-BL | 8" dual diaphragm, black e-coat   | \$179.00 | \$158.00 | \$99.00  |
| 8DSRB-C  | 8" dual diaphragm, chrome         | \$229.00 | \$202.00 | \$129.00 |
| 9SRB-C   | 9" single diaphragm, chrome       | \$180.00 | \$158.00 | \$110.00 |
| 9DSRB-C  | 9" dual diaphragm, chrome         | \$229.00 | \$202.00 | \$129.00 |

### Vacuum Hose Kits & Fittings



Available on page 156

### Combination Valve Tool

Use this handy tool when bleeding brakes to avoid having to reset your prop valve. See page 154



### Need Help?

Our brake bleeding syringes make bleeding a snap! See page 155






#7DSRB-MC



#7DSRB-MC-C



#7DSRB-MCPV1



#7DSRB-MC-BA



#7SRBC-MC-CR



**BOOSTER KITS**

Due to higher line pressures required with disc brakes, it is recommended that a power assist unit be added to the system. These vacuum assist units are the solution! Kits include: booster and master cylinder. Kits available in all diameters, all finishes and all master cylinders. If you don't see what you need, please inquire.

| PART #                                      | DESCRIPTION                                       | RETAIL   | JOBBER   | DEALER   |
|---|---|----------|----------|----------|
| <b>Booster/Master Combo (no bracketry):</b> |   |          |          |          |
| 7DSRB-MC                                    | 7" dual cad plated booster & raw master           | \$209.00 | \$184.00 | \$139.00 |
| 7DSRB-MC-BA                                 | 7" dual black booster & aluminum master           | \$219.00 | \$199.00 | \$159.00 |
| 7DSRB-MC-C                                  | 7" dual chrome booster & master                   | \$249.00 | \$219.00 | \$175.00 |
| 7SSBC-MC-CR                                 | 7" chrome booster & chrome master with milled lid | \$279.00 | \$250.00 | \$199.00 |
| 7DSRB-MC-MCPV1                              | 7" dual chrome booster & MCPV1                    | \$349.00 | \$307.00 | \$245.00 |



**UNIVERSAL FIREWALL BOOSTER KIT**

Wanting to add a booster to the firewall of your custom project? This universal firewall kit is the answer. Fully adjustable with different pedal positions and adjustable dash support bracket.

| PART #        | DESCRIPTION | RETAIL   | JOBBER   | DEALER   |
|---------------|-------------|----------|----------|----------|
| CPUFM-7SRB-MC | 7" kit      | \$279.00 | \$250.00 | \$199.00 |



**MAGNA-PURE™ IN-LINE FILTER**

Debris is a major cause of steering system failure. It travels via power steering fluid throughout the entire system, eroding and clogging various components and hoses, leading to expensive repairs. Flushing the steering system helps ensure quality repair, but does not remove 100% of debris. CARDONE's exclusive Magna-Pure™ filtration extends steering system life and ensures proper performance over the long haul.

| PART #   | DESCRIPTION      | RETAIL  | JOBBER  | DEALER  |
|----------|------------------|---------|---------|---------|
| 20-0038F | 3/8" lines, each | \$20.00 | \$19.00 | \$18.00 |



**HYDRA STOP™ HYDRAULIC ASSIST SYSTEM**

This unit is the same high quality direct bolt-in brake assist system as our Show Stopper units. These units come with a factory coated hydraulic assist unit, zinc coated steel firewall mounting bracket, and plain hardware. Hoses sold separately. Note: Must use 1-1/8" master cylinder.

| PART #     | DESCRIPTION        | RETAIL   | JOBBER   | DEALER   |
|------------|--------------------|----------|----------|----------|
| UNIHBK-BSB | Universal, each    | \$389.00 | \$365.00 | \$299.00 |
| HAHK-S     | Stainless Hose Kit | \$199.00 | \$180.00 | \$149.00 |
| HAHK-R     | Rubber Hose Kit    | \$115.00 | \$104.00 | \$85.00  |

**HYDRAULIC BRAKE ASSIST UNIT COVER**

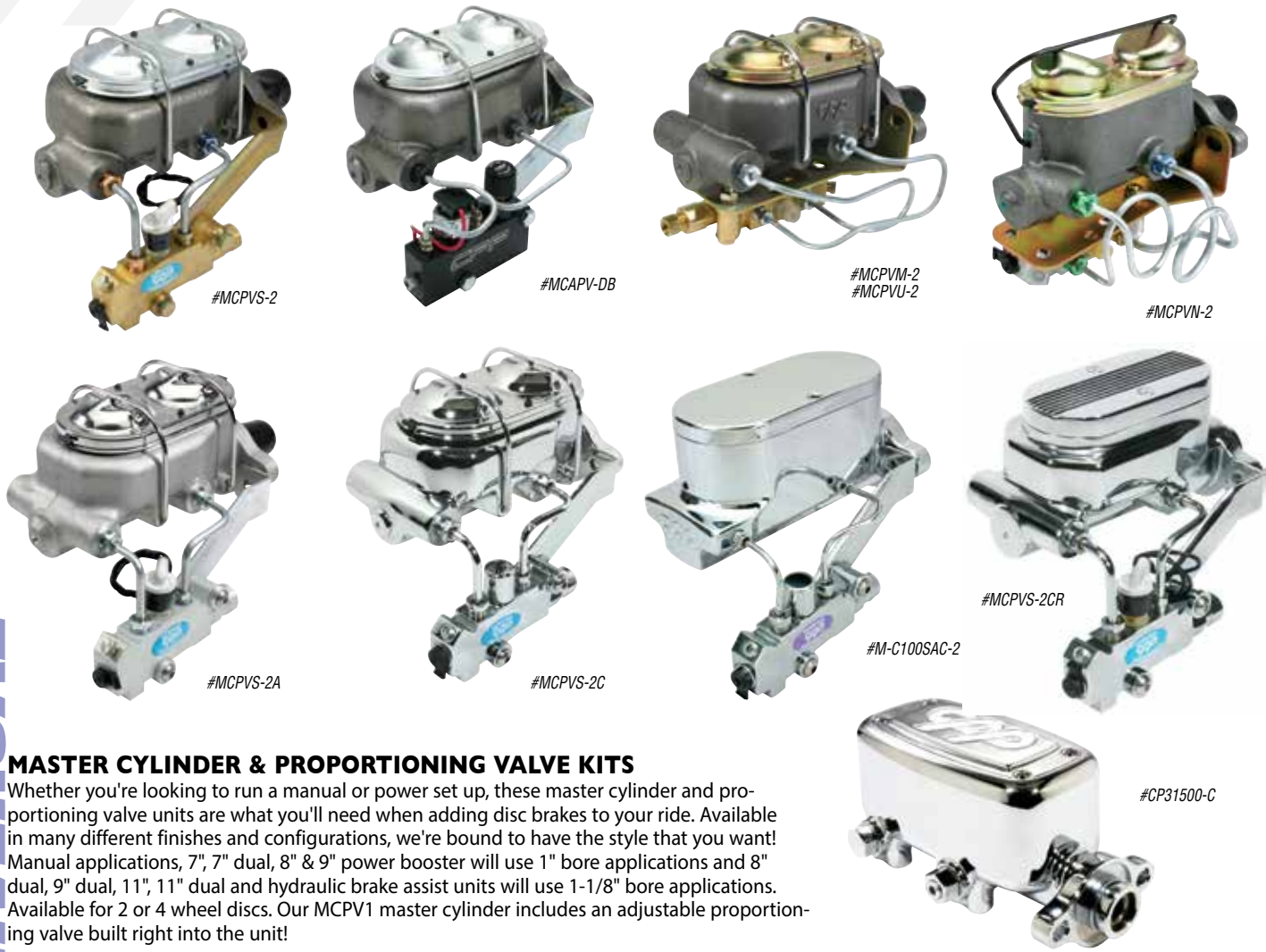
This attractive chrome plated cover will add a little something extra to the appearance of your hydraulic brake booster when used to slip over the accumulator unit. Includes hex head set screws to lock in place.



| PART # | DESCRIPTION                    | RETAIL  | JOBBER  | DEALER  |
|--------|--------------------------------|---------|---------|---------|
| CP5100 | Chrome Accumulator cover, each | \$69.00 | \$62.00 | \$49.00 |

UNIVERSAL

UNIVERSAL



## MASTER CYLINDER & PROPORTIONING VALVE KITS

Whether you're looking to run a manual or power set up, these master cylinder and proportioning valve units are what you'll need when adding disc brakes to your ride. Available in many different finishes and configurations, we're bound to have the style that you want! Manual applications, 7", 7" dual, 8" & 9" power booster will use 1" bore applications and 8" dual, 9" dual, 11", 11" dual and hydraulic brake assist units will use 1-1/8" bore applications. Available for 2 or 4 wheel discs. Our MCPV1 master cylinder includes an adjustable proportioning valve built right into the unit!

| PART #   | DESCRIPTION                 | RETAIL   | JOBBER   | DEALER   |
|--|-----------------------------|----------|----------|----------|
| <b>Cast Iron M/C with side mount prop valve:</b> |                             |          |          |          |
| MCPVS-2  | 1" bore, disc/drum, kit     | \$139.00 | \$122.00 | \$100.00 |
| MCPVS-4  | 1" bore, disc/disc, kit     | \$139.00 | \$122.00 | \$100.00 |
| MCPVS-2-118                                      | 1-1/8" bore, disc/drum, kit | \$139.00 | \$122.00 | \$100.00 |
| MCPVS-4-118                                      | 1-1/8" bore, disc/disc, kit | \$139.00 | \$122.00 | \$100.00 |

|  |                  |          |          |          |
|--|------------------|----------|----------|----------|
| <b>Cast Iron M/C with side mount adj prop block:</b> |                  |          |          |          |
| MCAPV-DB   | 1" bore, kit     | \$149.00 | \$131.00 | \$111.00 |
| MCAPV-DB-118   | 1-1/8" bore, kit | \$149.00 | \$131.00 | \$111.00 |

|   |                             |          |          |          |
|---|-----------------------------|----------|----------|----------|
| <b>Cast Iron M/C with under mount prop valve (frame):</b> |                             |          |          |          |
| MCPVU-2   | 1" bore, disc/drum, kit     | \$149.00 | \$131.00 | \$111.00 |
| MCPVU-4   | 1" bore, disc/disc, kit     | \$149.00 | \$131.00 | \$111.00 |
| MCPVU-2-118   | 1-1/8" bore, disc/drum, kit | \$149.00 | \$131.00 | \$111.00 |
| MCPVU-4-118   | 1-1/8" bore, disc/disc, kit | \$149.00 | \$131.00 | \$111.00 |

|  |                             |          |          |          |
|--|-----------------------------|----------|----------|----------|
| <b>Cast Iron M/C with under mount prop valve (firewall):</b> |                             |          |          |          |
| MCPVM-2  | 1" bore, disc/drum, kit     | \$139.00 | \$122.00 | \$100.00 |
| MCPVM-4  | 1" bore, disc/disc, kit     | \$139.00 | \$122.00 | \$100.00 |
| MCPVM-2-118  | 1-1/8" bore, disc/drum, kit | \$139.00 | \$122.00 | \$100.00 |
| MCPVM-4-118  | 1-1/8" bore, disc/disc, kit | \$139.00 | \$122.00 | \$100.00 |

|   |                             |          |          |          |
|---|-----------------------------|----------|----------|----------|
| <b>Aluminum M/C with side mount prop valve:</b> |                             |          |          |          |
| MCPVS-2A  | 1" bore, disc/drum, kit     | \$159.00 | \$143.00 | \$119.00 |
| MCPVS-4A  | 1" bore, disc/disc, kit     | \$159.00 | \$143.00 | \$119.00 |
| MCPVS-2A-118                                    | 1-1/8" bore, disc/drum, kit | \$159.00 | \$143.00 | \$119.00 |
| MCPVS-4A-118                                    | 1-1/8" bore, disc/disc, kit | \$159.00 | \$143.00 | \$119.00 |

| PART #  | DESCRIPTION                 | RETAIL   | JOBBER   | DEALER   |
|---|-----------------------------|----------|----------|----------|
| <b>Chrome M/C with side mount prop valve:</b> |                             |          |          |          |
| MCPVS-2C                                      | 1" bore, disc/drum, kit     | \$199.00 | \$175.00 | \$139.00 |
| MCPVS-4C                                      | 1" bore, disc/disc, kit     | \$199.00 | \$175.00 | \$139.00 |
| MCPVS-2C-118                                  | 1-1/8" bore, disc/drum, kit | \$199.00 | \$175.00 | \$139.00 |
| MCPVS-4C-118                                  | 1-1/8" bore, disc/disc, kit | \$199.00 | \$175.00 | \$139.00 |

|   |                             |          |          |          |
|---|-----------------------------|----------|----------|----------|
| <b>Custom M/C with side mount prop valve:</b> |                             |          |          |          |
| M-C100SAC-2                                   | 1" bore, disc/drum, kit     | \$259.00 | \$233.00 | \$195.00 |
| M-C100SAC-4                                   | 1" bore, disc/disc, kit     | \$259.00 | \$233.00 | \$195.00 |
| M-C118SAC-2                                   | 1-1/8" bore, disc/drum, kit | \$259.00 | \$233.00 | \$195.00 |
| M-C118SAC-4                                   | 1-1/8" bore, disc/disc, kit | \$259.00 | \$233.00 | \$195.00 |

|  |                            |          |          |          |
|--|----------------------------|----------|----------|----------|
| <b>Flat Top Chrome M/C with side mount prop valve:</b> |                            |          |          |          |
| MCPVS-2CR  | milled lid, disc/drum, kit | \$259.00 | \$233.00 | \$195.00 |
| MCPVS-2CS  | smooth lid, disc/drum, kit | \$259.00 | \$233.00 | \$195.00 |
| MCPVS-4CR  | milled lid, disc/disc, kit | \$259.00 | \$233.00 | \$195.00 |
| MCPVS-4CS  | smooth lid, disc/disc, kit | \$259.00 | \$233.00 | \$195.00 |


|   |                  |          |          |          |
|---|------------------|----------|----------|----------|
| <b>MCPV1 M/C with built in adjustable prop valve:</b> |                  |          |          |          |
| CP31500-C   | 1" bore, kit     | \$199.00 | \$175.00 | \$129.00 |
| CP31501-C   | 1-1/8" bore, kit | \$199.00 | \$175.00 | \$129.00 |



Try our Brake Bleeding Syringe #CP0105 for easy bleeding!

See page 155





**BRAKE PEDAL BRACKETS**

Whether you're looking to mount your brake pedal bracket on the frame or on the firewall, and if you're looking for manual or power applications, we've got what you need. Firewall units come in universal applications. They have a black e-coat finish and come with the pedal arm. Pedal pads sold separately. Frame mount units come black powder coated. Units #CP608-BPB and #CP609-BPB are designed to use mini master cylinder part number #430. Units #CP607-BPB, #CP609-BPB, #CP611-BPB, and #CP615BPB use CMC hydraulic clutch cylinder.

| PART #    | DESCRIPTION   | RETAIL   | JOBBER   | DEALER   | PART #    | DESCRIPTION   | RETAIL    | JOBBER   | DEALER   |
|-----------|---|----------|----------|----------|-----------|---|-----------|----------|----------|
| CP605-BPB | Firewall 90° manual or power brake pedal bracket          | \$199.00 | \$180.00 | \$139.00 | CP610-BPB | Universal Firewall manual or power brake pedal bracket          | \$199.00  | \$180.00 | \$139.00 |
| CP607-BPB | Firewall 90° manual or power brake & clutch pedal bracket | \$269.00 | \$245.00 | \$189.00 | CP611-BPB | Universal Firewall manual or power brake & clutch pedal bracket | \$269.00  | \$245.00 | \$189.00 |
| CP608-BPB | Firewall 180° manual brake pedal bracket                  | \$199.00 | \$180.00 | \$139.00 | CP615-BPB | Universal frame-mounted brake/clutch pedal                      | \$269.00  | \$245.00 | \$189.00 |
| CP609-BPB | Firewall 180° manual brake & clutch pedal bracket         | \$269.00 | \$245.00 | \$189.00 | CPUFM-B   | Universal manual or power brake pedal firewall bracket          | \$149.00  | \$135.00 | \$115.00 |
|           |   |          |          |          | CPUFM-CB  | Universal power brake pedal for clutch                          | \$1229.00 | \$207.00 | \$175.00 |




**PEDAL BRACKETS ACCESSORIES**

Just the pieces that you'll need to finish off or make an easier installation of your brake pedal brackets. Pedal pads work with all power brake pedal brackets except #5557FMB. Pedal pads will also work on all firewall mount pedal brackets when using in conjunction with pedal shaft adapter #299. (Excluding #4950FMB & #5154FMB, these units do NOT require the use of #299.) Import pedal pads are available in polished aluminum and domestic pedal pads are available in chrome or black powder coat.

| PART #  | DESCRIPTION                               | RETAIL  | JOBBER  | DEALER  |
|---------|---|---------|---------|---------|
| 90197   | Pedal pad, polished import with 3 inserts | \$25.00 | \$18.00 | \$15.00 |
| CP8501P | Pedal pad, polished import with 2 inserts | \$25.00 | \$22.00 | \$15.00 |
| 308     | Universal pedal installation brackets     | \$49.00 | \$47.00 | \$44.00 |
| 5665701 | Stoplight switch, 90° bracket             | \$34.00 | \$32.00 | \$30.00 |
| 5668701 | Stoplight switch, straight bracket        | \$34.00 | \$32.00 | \$30.00 |
| 299     | Pedal shaft adapter                       | \$20.00 | \$18.00 | \$14.00 |

UNIVERSAL



## UNIVERSAL FIT MASTER CYLINDERS

Whether you're looking for a master cylinder with a show stopping finish or just want to upgrade your drum brakes to a dual circuit, CPP's got the fit and finish that you're looking for. These units are all brand new and many come in different bore sizes for whatever your project demands.

| PART #                                  | DESCRIPTION                           | RETAIL  | JOBBER  | DEALER  | PART #  | DESCRIPTION                            | RETAIL   | JOBBER   | DEALER  |
|---|---------------------------------------|---------|---------|---------|---|--|----------|----------|---------|
| <b>Corvette style cast iron:</b>        |                                       |         |         |         | <b>Mopar performance style aluminum:</b>        |  |          |          |         |
| M-C1516-L                               | 15/16" bore, 1/2"-20 & 9/16"-18 ports | \$59.00 | \$52.00 | \$37.00 | M-83028P  | 1-1/32" bore, 1/2"-20 & 9/16"-20 ports | \$79.00  | \$71.00  | \$59.00 |
| M-C1516-S                               | 15/16" bore, 3/8"-24 ports            | \$59.00 | \$52.00 | \$37.00 | <b>Dual bowl 4-wheel drum cast iron:</b>        |  |          |          |         |
| M-C100-L                                | 1" bore, 1/2"-20 & 9/16"-18 ports     | \$59.00 | \$52.00 | \$37.00 | M-82016   | 15/16" bore, 1/2"-20 & 9/16"-18 ports  | \$59.00  | \$52.00  | \$44.00 |
| M-C100-S                                | 1" bore, 3/8"-24 ports                | \$59.00 | \$52.00 | \$37.00 | <b>Custom chromed aluminum:</b>                 |  |          |          |         |
| M-C118-L                                | 1-1/8" bore, 1/2"-20 & 9/16"-18 ports | \$59.00 | \$52.00 | \$37.00 | M-C100SAC                                       | 1" bore, 3/8"-24 ports                 | \$119.00 | \$105.00 | \$89.00 |
| M-C118-S                                | 1-1/8" bore, 3/8"-24 ports            | \$59.00 | \$52.00 | \$37.00 | M-C118SAC                                       | 1-1/8" bore, 3/8"-24 ports             | \$119.00 | \$105.00 | \$89.00 |
| <b>Corvette style aluminum:</b>         |                                       |         |         |         | <b>Mini aluminum (ideal for 180° brackets):</b> |  |          |          |         |
| MC-C100-AP                              | 1" bore, 1/2"-20 & 9/16"-18 ports     | \$65.00 | \$59.00 | \$45.00 | 430   | 1" bore, 3/8"-24 ports                 | \$69.00  | \$62.00  | \$45.00 |
| MC-C118-AP                              | 1-1/8" bore, 1/2"-20 & 9/16"-18 ports | \$65.00 | \$59.00 | \$45.00 | <b>Clutch master cylinder:</b>                  |  |          |          |         |
| <b>Corvette style chromed aluminum:</b> |                                       |         |         |         | CMC   | 7/8" bore                              | \$69.00  | \$61.00  | \$49.00 |
| MC-100-AC                               | 1" bore, 1/2"-20 & 9/16"-18 ports     | \$85.00 | \$74.00 | \$55.00 |   |  |          |          |         |
| MC-118-AC                               | 1-1/8" bore, 1/2"-20 & 9/16"-18 ports | \$85.00 | \$74.00 | \$55.00 |   |  |          |          |         |


UNIVERSAL



## CHROME FLAT TOP MASTER CYLINDERS

CPP introduces its newest addition to our custom flat top master cylinders. They are available with a standard Corvette-style casting and also a smoothed casting to provide even more of a custom look.

| PART #     | DESCRIPTION                             | RETAIL   | JOBBER   | DEALER  |
|------------|---|----------|----------|---------|
| M-C100LAC  | Smooth Casting, 1" Bore                 | \$119.00 | \$105.00 | \$89.00 |
| M-C100LACM | Smooth Casting, milled, 1" Bore         | \$119.00 | \$105.00 | \$89.00 |
| EM-C100LAC | Standard Casting, 1" Bore               | \$119.00 | \$105.00 | \$89.00 |
| M-C118LAC  | Smooth Casting, 1-1/8" Bore (not shown) | \$119.00 | \$105.00 | \$89.00 |



UNIVERSAL

**PROPORTIONING & CHECK VALVES**

When upgrading your stock drum brake system to a disc brake system, a proportioning valve is needed to ensure that proper amount of brake fluid pressure is going to the front and rear wheels. We offer both fixed and adjustable proportioning valves for disc/drum and disc/disc systems. Residual check valves are needed when using an adjustable valve.

| PART #   | DESCRIPTION                         | RETAIL   | JOBBER   | DEALER  |
|--|-------------------------------------|----------|----------|---------|
| <b>Recommended when large port GM master cylinder is mounted on frame:</b> |                                     |          |          |         |
| PVKU-2   | Disc/Drum Prop Valve, brass, kit    | \$89.00  | \$85.00  | \$75.00 |
| PVKU-2A  | Disc/Drum Prop Valve, aluminum, kit | \$89.00  | \$85.00  | \$75.00 |
| PVKU-2C  | Disc/Drum Prop Valve, chrome, kit   | \$139.00 | \$122.00 | \$99.00 |
| PVKU-4   | Disc/Disc Prop Valve, brass, kit    | \$89.00  | \$85.00  | \$75.00 |
| PVKU-4A  | Disc/Disc Prop Valve, aluminum, kit | \$89.00  | \$85.00  | \$75.00 |
| PVKU-4C  | Disc/Disc Prop Valve, chrome, kit   | \$139.00 | \$122.00 | \$99.00 |
| <b>Recommended when large port GM master cylinder is on firewall:</b>      |                                     |          |          |         |
| PVKS-2   | Disc/Drum Prop Valve, brass, kit    | \$75.00  | \$68.00  | \$59.00 |
| PVKS-2A  | Disc/Drum Prop Valve, aluminum, kit | \$75.00  | \$68.00  | \$59.00 |
| PVKS-2C  | Disc/Drum Prop Valve, chrome, kit   | \$109.00 | \$96.00  | \$80.00 |
| PVKS-4   | Disc/Disc Prop Valve, brass, kit    | \$75.00  | \$68.00  | \$59.00 |
| PVKS-4A  | Disc/Disc Prop Valve, aluminum, kit | \$75.00  | \$68.00  | \$59.00 |
| PVKS-4C  | Disc/Disc Prop Valve, chrome, kit   | \$109.00 | \$96.00  | \$80.00 |
| PVKS-APVDB-C   | chrome, kit                         | \$139.00 | \$122.00 | \$99.00 |
| PVKS-APVDB   | black, kit                          | \$99.00  | \$87.00  | \$70.00 |
| PV-2   | Disc/Drum Prop Valve, brass, ea     | \$49.00  | \$43.00  | \$36.00 |
| PV-2A  | Disc/Drum Prop Valve, alum, ea      | \$49.00  | \$43.00  | \$36.00 |
| PV-2C  | Disc/Drum Prop Valve, chrome, ea    | \$89.00  | \$78.00  | \$65.00 |
| PV-4   | Disc/Disc Prop Valve, brass, ea     | \$49.00  | \$43.00  | \$36.00 |

| PART #                              | DESCRIPTION                             | RETAIL  | JOBBER  | DEALER  |
|-------------------------------------|---|---------|---------|---------|
| PV-4A                               | Disc/Disc Proportioning Valve, alum, ea | \$49.00 | \$43.00 | \$36.00 |
| PV-4C                               | Disc/Disc Prop Valve, chrome, ea        | \$89.00 | \$78.00 | \$65.00 |
| <b>Custom applications:</b>         |   |         |         |         |
| APV                                 | Adjustable Prop Valve, plain, ea        | \$59.00 | \$52.00 | \$25.00 |
| APV-C                               | Adjustable Prop Valve, chrome, ea       | \$69.00 | \$61.00 | \$35.00 |
| RCV-2                               | 2lb. Residual Check Valve, blue         | \$17.00 | \$15.00 | \$8.00  |
| RCV-2C                              | 2lb. Residual Check Valve, chrome       | \$24.00 | \$21.00 | \$12.00 |
| RCV-10                              | 10lb. Residual Check Valve, red         | \$17.00 | \$15.00 | \$8.00  |
| RCV-10C                             | 10lb. Residual Check Valve, chrome      | \$24.00 | \$21.00 | \$12.00 |
| *APV-DB                             | "Prop & Stop Block", black, each        | \$69.00 | \$61.00 | \$50.00 |
| *APV-DB-C                           | "Prop & Stop Block", chrome, each       | \$99.00 | \$87.00 | \$70.00 |
| <i>*Line modifications required</i> |   |         |         |         |

**Combination Valve Tool**

Use this handy tool when bleeding brakes to avoid having to reset your prop valve. See page 154





## PUSH ROD HEIM JOINT

Quality replacement heim joint and rod ends. Available in the most popular shank sizes.



| PART #   | DESCRIPTION          | RETAIL  | JOBBER | DEALER |
|----------|----------------------|---------|--------|--------|
| 6072K185 | 7/16-20 female, each | \$10.00 | \$9.00 | \$7.00 |
| 6072K43  | 3/8-24 female, each  | \$10.00 | \$9.00 | \$3.00 |
| 6072K27  | 7/16-20 male, each   | \$10.00 | \$9.00 | \$4.00 |
| 6072K23  | 3/8-24 male, each    | \$10.00 | \$9.00 | \$4.00 |



## PROP METERING VALVE

The metering valve section of the combination valve is required on cars that have disc brakes on the front wheels and drum brakes on the rear wheels. This replacement metering valve works on both factory and after market proportioning or combination valves. When a valve is sticking and hard to bleed or leaking from the front, often just replacing the metering valve will solve the problem and it may not be necessary to replace the complete valve assembly. Works with #PV-2, #PV-2A, #PV-2C, #PV-4, #PV-4A and #PV-4C.



| PART #  | DESCRIPTION | RETAIL  | JOBBER | DEALER |
|---------|-------------|---------|--------|--------|
| PVMVK-T | each        | \$10.00 | \$9.00 | \$5.00 |
| PVMVK-D | each        | \$10.00 | \$9.00 | \$5.00 |



## BRACKET & LINE KIT

GM master cylinder proportioning valve bracket with correctly bent lines and fittings. Available for right and left hand applications.

| PART #         | DESCRIPTION                     | RETAIL  | JOBBER  | DEALER  |
|----------------|---------------------------------|---------|---------|---------|
| PVBLK-SR       | right hand (engine side), kit   | \$25.00 | \$22.00 | \$10.00 |
| PVBLK-S        | left hand (fender side), kit    | \$25.00 | \$22.00 | \$10.00 |
| PVBLK-APVDB-C* | "prop & stop block" chrome, kit | \$50.00 | \$44.00 | \$35.00 |
| PVBLK-APVDB    | "prop & stop block", kit        | \$35.00 | \$31.00 | \$25.00 |

\*Note: Fittings only available for 3/8"-24 master cylinder.

## PROPORTIONING VALVE COVER

Have a chrome show unit booster assembly and need a way to cover up that warning light switch? CPP now offers a chrome cover to dress up your show booster.



| PART # | DESCRIPTION | RETAIL | JOBBER | DEALER |
|--------|-------------|--------|--------|--------|
| PVC-C  | each        | \$2.00 | \$2.00 | \$1.00 |

## PROPORTIONING VALVE WIRE

Pressure differential warning light socket and pigtail. Required when adding disc brake master cylinder and proportioning valve. This is an important safety item.



| PART #   | DESCRIPTION | RETAIL | JOBBER | DEALER |
|----------|-------------|--------|--------|--------|
| SP015130 | each        | \$9.00 | \$6.00 | \$5.00 |

## COMBINATION VALVE TOOL

For brake systems utilizing CPP's Proportioning Valve, use this tool when bleeding your brakes to lock the valve in place and keep the valve from tripping. Simply remove the warning light switch (white plug) on the valve, then screw in this tool while bleeding your brakes. After the bleeding process is finished replace the warning light switch. Save yourself the headache of having to reset the valve. Works with #PV-2, #PV-2A, #PV-2C, #PV-4, #PV-4A and #PV-4C.



| PART #  | DESCRIPTION | RETAIL  | JOBBER | DEALER |
|---------|-------------|---------|--------|--------|
| PV-TOOL | each        | \$10.00 | \$9.00 | \$7.00 |

## PROPORTIONING VALVE WARNING LIGHT SWITCH

These are the original style switches that came in disc brake equipped GM vehicles proportioning valves from 1971-77. They can also retrofit aftermarket style proportioning valves to use the original style plug.




| PART # | DESCRIPTION                     | RETAIL  | JOBBER  | DEALER  |
|--------|---------------------------------|---------|---------|---------|
| PR102A | 1971-77 GM original style, each | \$12.00 | \$12.00 | \$10.00 |



## PROP VALVE FITTINGS

Prop valve adapter fitting kit. 9/16"-18 inverted male flare, 3/8"-24, 7/16"-24, 1/2"-20 inverted female.



| PART # | DESCRIPTION | RETAIL  | JOBBER | DEALER |
|--------|-------------|---------|--------|--------|
| CP2091 | kit         | \$10.00 | \$9.00 | \$6.00 |

UNIVERSAL



**REMOTE RESERVOIR CAP KITS**

We are proud to offer this beautiful billet aluminum brake reservoir kit. This kit are designed to easily converts your standard CPP dual reservoir master cylinder to a remote reservoir unit. The billet is unsurpassed in quality and looks and an absolute must for show trucks. We also offer a plastic reservoir for the budget enthusiast. Both reservoirs are completely compatible with any underfloor power unit. Designed to work with most aftermarket and GM power brake boosters as well as manual or power brakes. The kits include the reservoir, cap, chrome bails, gasket, and hose. Can also be purchased separately. A new option we are now offering is the reservoir (#ALL42026). This high-impact plastic remote reservoir simplifies brake bleeding, especially when master cylinder is mounted low in the chassis. Connects to master cylinder 5/16" hose. All reservoirs are dual outlet.



**EASY UPGRADE!**



**MANUAL MASTER PUSH ROD KIT**

| PART #   | DESCRIPTION       | RETAIL  | JOBBER  | DEALER  |
|----------|-------------------|---------|---------|---------|
| CPMPR-U1 | Heim style, kit   | \$15.00 | \$13.00 | \$10.00 |
| CPMPR-U2 | Long clevis, kit  | \$15.00 | \$13.00 | \$10.00 |
| CPMPR-U3 | Short clevis, kit | \$15.00 | \$13.00 | \$10.00 |

**BRAKE BLEEDING SYRINGES**

Our syringes makes bleeding a snap! Brake fluid and solvent resistant.

| PART # | DESCRIPTION        | RETAIL | JOBBER | DEALER |
|--------|--------------------|--------|--------|--------|
| CP0105 | curved tip, each   | \$5.00 | \$4.00 | \$3.00 |
| CP0108 | straight tip, each | \$9.00 | \$8.00 | \$6.00 |



**FIREWALL & BOOSTER BOOTS**

| PART #  | DESCRIPTION                      | RETAIL  | JOBBER  | DEALER  |
|---------|----------------------------------|---------|---------|---------|
| 3715    | GM Booster, each                 | \$5.00  | \$4.00  | \$3.00  |
| 3717    | GM Booster, each                 | \$5.00  | \$4.00  | \$3.00  |
| 6474FWB | Booster Boot, each               | \$10.00 | \$9.00  | \$7.00  |
| 5564FWB | Booster Boot, each               | \$10.00 | \$9.00  | \$7.00  |
| 6374FWB | Flat Pushrod Boot, each          | \$5.00  | \$4.00  | \$3.00  |
| 64020   | Firewall Boot, each              | \$10.00 | \$9.00  | \$7.00  |
| 64021   | Firewall Boot, each              | \$10.00 | \$9.00  | \$7.00  |
| 64022   | Firewall Boot, each              | \$15.00 | \$13.00 | \$10.00 |
| 6772FWB | 1967-72 C10 Pedal Rod Boot, each | \$7.00  | \$6.00  | \$5.00  |

**BILLET MASTER CYLINDER COVERS**

Show quality polished aluminum covers fit CPP or any GM dual bail disc brake master cylinders. Stainless steel clips included. Gasket sold separately.



| PART # | DESCRIPTION                | RETAIL  | JOBBER  | DEALER  |
|--------|----------------------------|---------|---------|---------|
| BMCC-C | chrome, each               | \$99.00 | \$87.00 | \$70.00 |
| BMCC-B | brushed, each              | \$79.00 | \$70.00 | \$50.00 |
| BMCC-P | polished, each             | \$79.00 | \$70.00 | \$50.00 |
| MC-G   | Master Cylinder Cap Gasket | \$5.00  | \$4.00  | \$3.00  |

**DELCO BOOSTER OEM CHECK VALVE & GROMMET**

Required when upgrading to power brakes, or can be used as an OEM replacement.



| PART #     | DESCRIPTION               | RETAIL | JOBBER | DEALER |
|------------|---------------------------|--------|--------|--------|
| 11SRB-CV-C | chrome, each              | \$6.00 | \$5.00 | \$4.00 |
| 11SRB-CV   | each                      | \$6.00 | \$5.00 | \$4.00 |
| CVG-1      | check valve grommet, each | \$2.00 | \$2.00 | \$1.00 |
| CVG-2      | OE style, each            | \$2.00 | \$2.00 | \$1.00 |



**MASTER CYLINDER PORT PLUGS**

Hex drive, flush mount.

| PART #   | DESCRIPTION                | RETAIL | JOBBER | DEALER |
|----------|----------------------------|--------|--------|--------|
| MC-PF    | 1/2" -20 & 9/16" -18, pair | \$2.00 | \$2.00 | \$1.00 |
| MC-PF316 | 3/8" -24, pair             | \$2.00 | \$2.00 | \$1.00 |

UNIVERSAL



#MC-SF



#CP2070



#CP2090



## MASTER CYLINDER FITTINGS

Converts your 3/8"-24 fitting master cylinder to GM 1/2"-20 & 9/16"-18.

| PART # | DESCRIPTION                                     | RETAIL  | JOBBER  | DEALER  |
|--------|---|---------|---------|---------|
| MC-SF  | 3/8"-24 male to 1/2"-20 & 9/16"-18 female, pair | \$15.00 | \$13.00 | \$10.00 |
| CP2070 | 1/2"-20 & 9/16"-18 male to -3AN, pair           | \$13.00 | \$12.00 | \$10.00 |
| CP2090 | 1/2"-20 & 9/16"-18 male to 3/8"-24 female, pair | \$10.00 | \$9.00  | \$6.00  |



#IN38



#IN38-C



#IN38RS



#IN38RS-C



#IN38V60-C

## MANIFOLD VACUUM FITTING

CPP's new manifold vacuum fittings available in 3 sizes. Fits 3/8" ports.

| PART #    | DESCRIPTION                                   | RETAIL  | JOBBER | DEALER |
|-----------|---|---------|--------|--------|
| IN38      | 90° Intake vacuum port, each                  | \$8.00  | \$7.00 | \$5.00 |
| IN38RS    | 1/4" Intake vacuum port - T fitting, ea       | \$8.00  | \$7.00 | \$5.00 |
| IN38V60   | 60° V-fitting, each                           | \$8.00  | \$7.00 | \$5.00 |
| IN38-C    | 90° Intake vacuum port, chrome, ea            | \$10.00 | \$9.00 | \$7.00 |
| IN38RS-C  | 1/4" Intake vac. port - T fitting, chrome, ea | \$10.00 | \$9.00 | \$7.00 |
| IN38V60-C | 60° V-fitting, chrome, each                   | \$10.00 | \$9.00 | \$7.00 |



#VHK1-25



#VHK2-25



#VHK1-50



#VHK2-50

## VACUUM HOSE KITS

Connects vacuum source to booster.

| PART #  | DESCRIPTION  | RETAIL  | JOBBER  | DEALER  |
|---------|--|---------|---------|---------|
| VHK1-25 | 25" hose for firewall booster - 90° fitting, kit   | \$12.00 | \$11.00 | \$9.00  |
| VHK2-25 | 25" hose for firewall booster - "T" fitting, kit   | \$12.00 | \$11.00 | \$9.00  |
| VHK1-50 | 50" hose for frame mnt. booster - 90° fitting, kit | \$14.00 | \$12.00 | \$10.00 |
| VHK2-50 | 50" hose for frame mnt. booster - "T" fitting, kit | \$14.00 | \$12.00 | \$10.00 |

#CP2340



#CP2360



#CP2370



## BRAKE LINE FITTINGS

High quality teflon steel brake line adapter fittings in 90° and 45° styles.

| PART # | DESCRIPTION                         | RETAIL  | JOBBER  | DEALER  |
|--------|-------------------------------------|---------|---------|---------|
| CP2340 | 90° 3 an male to 3 an female, pair  | \$30.00 | \$28.00 | \$23.00 |
| CP2360 | 90° 3 an male to 1/8 NPT male, pair | \$30.00 | \$28.00 | \$23.00 |
| CP2370 | 45° 3 an male to 1/8 NPT male, pair | \$30.00 | \$28.00 | \$23.00 |

#CP10324-03



#CPFM10324-03



#CP10716-03



#CPFM10716-03



## BRAKE LINE ADAPTERS

Use for converting from standard to 'AN' type fittings.

| PART #       | DESCRIPTION                       | RETAIL | JOBBER | DEALER |
|--------------|-----------------------------------|--------|--------|--------|
| CP10324-03   | 3 an male to 3/8-24 male, each    | \$5.00 | \$5.00 | \$4.00 |
| CPFM10324-03 | 3 an male to 3/8-24 female, each  | \$5.00 | \$5.00 | \$4.00 |
| CP10716-03   | 3 an male to 7/16-20 male, each   | \$5.00 | \$5.00 | \$4.00 |
| CPFM10716-03 | 3 an male to 7/16-20 female, each | \$5.00 | \$5.00 | \$4.00 |



## BRAKE LINE ADAPTER KITS

Kits include hose clips and weld on tabs.

| PART # | DESCRIPTION                           | RETAIL  | JOBBER  | DEALER  |
|--------|---------------------------------------|---------|---------|---------|
| CP2140 | 3 an male to 3/16 inverted flare, kit | \$16.00 | \$16.00 | \$14.00 |
| CP2150 | 3 an male to 1/4 inverted flare, kit  | \$16.00 | \$16.00 | \$14.00 |



## BANJO BRAKE LINE ADAPTERS

For adapting stainless steel brake lines.

| PART # | DESCRIPTION                          | RETAIL  | JOBBER  | DEALER  |
|--------|--------------------------------------|---------|---------|---------|
| CP2190 | 3 AN male to 10mm female banjo, pair | \$25.00 | \$23.00 | \$19.00 |
| CP2200 | 3 AN male to 7/16 female banjo, pair | \$25.00 | \$23.00 | \$19.00 |

## HYDRAULIC BRAKE LIGHT SWITCH

This switch is the answer to any vehicle that has an old out of date high pressure brake light switch. The new switch turns the brake lights on at 45PSI not 95PSI, like the original, allowing for a faster signal to your taillights and allowing more time for the car behind you to react. Kit includes hydraulic switch and fitting kit for easy installation. Fitting kit and switch both also sold separately.



| PART #    | DESCRIPTION                            | RETAIL  | JOBBER  | DEALER  |
|-----------|--|---------|---------|---------|
| 5356BLS-K | kit                                    | \$19.00 | \$17.00 | \$13.00 |
| 5356BLS   | switch only, each                      | \$14.00 | \$12.00 | \$10.00 |
| 45000     | fitting kit (switch not included), kit | \$10.00 | \$9.00  | \$6.00  |

UNIVERSAL

**SPEED BLEEDERS**

The speed bleeder is designed with a one way check valve that opens with the pressure that is produced when the brake pedal is depressed. Once the pedal is released, the valve closes, keeping unwanted air out of your brake system. No car should be without these!



| PART #  | DESCRIPTION                          | RETAIL  | JOBBER  | DEALER |
|---------|--------------------------------------|---------|---------|--------|
| SB1010  | 10mm-10 CPP rear 12" disc kits, pair | \$15.00 | \$13.00 | \$8.00 |
| SB1015  | 10mm-15, CPP front disc kits, pair   | \$15.00 | \$13.00 | \$8.00 |
| SB3824  | 3/8-24, pair                         | \$15.00 | \$13.00 | \$8.00 |
| SB51624 | 5/16-24, rear OE drum, pair          | \$15.00 | \$13.00 | \$8.00 |

**BIG BORE™ METRIC CALIPER**

All new design to replace the popular small piston GM metric (S10) caliper. The bore size has been increased to offer more than a 20% increase in stopping power. This new caliper is universal and can be used on the left and right sides. The casting has been cleaned up to make chrome, powder coat, or custom painting look even better. This caliper is lighter, stronger, has more stopping power, and fits any application that uses the small GM metric (S10) caliper. CPP's calipers have all new parts and come loaded with standard D154 brake pads, clips, slide pins, banjo bolts, washers and bleeder screws (banjo and bleeder are 10mm-1.50). These calipers can replace D154 type GM metric calipers (1978-88 mid-size and 1983-02 S10) used on most Mustang II conversions (Note: mounting pin is 5.5").



| PART #   | DESCRIPTION | RETAIL  | JOBBER  | DEALER  |
|----------|-------------|---------|---------|---------|
| CP412526 | each        | \$59.00 | \$52.00 | \$40.00 |

**SPINDLE WASHER / DUST CAP KITS**

This is a simple all-in-one kit. Each kit includes everything you need to install your drum or disc brakes and protect your bearings. All work for 1947-87 GM cars and trucks, excluding #05194 which fits Ford.




| PART #    | DESCRIPTION                         | RETAIL  | JOBBER  | DEALER |
|-----------|-------------------------------------|---------|---------|--------|
| CPPHWF-B  | Large cap 2", plain, each (shown)   | \$9.00  | \$8.00  | \$5.00 |
| CPPHWF-BC | Large cap 2", chrome, each          | \$15.00 | \$13.00 | \$7.00 |
| CPPHWF-C  | Small cap 1-25/32", plain, each     | \$9.00  | \$8.00  | \$5.00 |
| CPPHWF-CC | Small cap 1-25/32", chrome, each    | \$15.00 | \$13.00 | \$7.00 |
| 05194     | Ford (nut kit only - no caps), each | \$9.00  | \$8.00  | \$5.00 |

**INVERTED FLARE FITTINGS**



| PART # | DESCRIPTION                      | RETAIL | JOBBER | DEALER |
|--------|----------------------------------|--------|--------|--------|
| SP2    | red, 7/16"-24; 3/16" tube, each  | \$3.00 | \$3.00 | \$2.00 |
| SP3    | orange, 1/2"-20; 1/4" tube, each | \$3.00 | \$3.00 | \$2.00 |
| SP4    | black, 1/2"-20; 3/16" tube, each | \$3.00 | \$3.00 | \$2.00 |
| SP5    | green, 1/2"-20; 3/16" tube, each | \$3.00 | \$3.00 | \$2.00 |
| SP6    | blue, 7/16"-18; 1/4" tube, each  | \$3.00 | \$3.00 | \$2.00 |
| 11069  | 3/8"-24; 3/16" tube, each        | \$3.00 | \$3.00 | \$2.00 |
| 11070  | 3/8"-24; 1/4" tube, each         | \$3.00 | \$3.00 | \$2.00 |



**BRAKE HOSE KITS**

Kits designed for disc brake conversions. Available in front/rear, front only, rear only and rear axle line. Front lines are 16" long and rear lines are 11" long. All lines are designed for 3/8"-24 hard line. Front lines are available with both 7/16" and 10mm banjo bolts and rears are only available with 10mm banjos. All kits include brake hose clips and banjo bolts. Available in rubber and stainless steel.

| PART #      | DESCRIPTION   | RETAIL   | JOBBER   | DEALER  |
|-------------|---|----------|----------|---------|
| 7387FBH-S7  | 1973-87 Chevy Truck front 7/16", stainless steel, kit | \$59.00  | \$52.00  | \$44.00 |
| 7387FBH-S10 | 1973-87 Chevy Truck front 10mm, stainless steel, kit  | \$59.00  | \$52.00  | \$44.00 |
| CBHK-S7     | 7/16" front & 10mm rear, stainless steel, kit         | \$129.00 | \$114.00 | \$79.00 |
| CBHK-S10    | 10mm front & rear, stainless steel, kit               | \$129.00 | \$114.00 | \$79.00 |
| BHK-S7-38   | 7/16" - 16" front, braided stainless steel, kit       | \$59.00  | \$52.00  | \$35.00 |
| BHK-S10     | 10mm - 16" front, braided stainless steel, kit        | \$59.00  | \$52.00  | \$35.00 |
| BHK-R7      | 7/16" - 16" front, rubber, kit                        | \$39.00  | \$34.00  | \$29.00 |
| BHK-R10     | 10mm - 16" front, rubber, kit                         | \$39.00  | \$34.00  | \$29.00 |
| RDHK-R      | 10 mm rear, rubber, kit                               | \$49.00  | \$43.00  | \$29.00 |
| RDHK-S      | 10 mm rear, stainless steel, kit                      | \$69.00  | \$61.00  | \$44.00 |
| RSFLK-316   | 3/16" rear axle line, stainless steel, kit            | \$49.00  | \$44.00  | \$29.00 |
| RSFLK-AN    | 3/16" rear axle line, -3AN, stainless steel, kit      | \$59.00  | \$53.00  | \$47.00 |

**MASTER CYLINDER BLEEDER KIT**

Ensure the best possible braking performance by removing air from your master cylinder before installation. Fits 9/16"-18, 1/2"-20 or 3/8"-24 master cylinders.



| PART # | DESCRIPTION | RETAIL | JOBBER | DEALER |
|--------|-------------|--------|--------|--------|
| CPP-BK | kit         | \$3.00 | \$3.00 | \$2.00 |

**BRAKE HOSE TABS AND CLIPS**



| PART #  | DESCRIPTION           | RETAIL | JOBBER | DEALER |
|---------|-----------------------|--------|--------|--------|
| 1005906 | brake hose clip, each | \$2.00 | \$2.00 | \$1.00 |
| BHT     | weld on tab, each     | \$2.00 | \$2.00 | \$1.00 |
| BHT-B   | bolt on tab, each     | \$3.00 | \$3.00 | \$2.00 |



**E-CABLE EXTENDERS**

For adapting emergency brake cables on rear disc brake conversions, which allows you to connect the front cable to disc brake calipers.


| PART # | DESCRIPTION                 | RETAIL  | JOBBER  | DEALER  |
|--------|-----------------------------|---------|---------|---------|
| EBC-ES | short - 2-1/2" sleeve, pair | \$29.00 | \$26.00 | \$21.00 |
| 20036  | big brake extender, each    | \$10.00 | \$9.00  | \$7.00  |

**BRAKE PADS**

CPP brake pads feature friction compounds that have been specifically formulated to match original equipment. Each pad goes through a positive molding process which eliminates any impurities in the friction compound ensuring consistent pedal feel and stopping performance for all driving styles.




| PART #   | DESCRIPTION                  | RETAIL  | JOBBER  | DEALER  |
|----------|------------------------------|---------|---------|---------|
| CPBP-52  | 1970-77 Camaro calipers, set | \$49.00 | \$47.00 | \$38.00 |
| CPBP-154 | 1982-92 S-10 calipers, set   | \$49.00 | \$47.00 | \$38.00 |



**STAINLESS STEEL HOLD DOWN CLAMPS**

Kugel Komponenten clamps are made of heavy gauge stainless steel. Each package includes stainless steel 10/32 button head allen screws and stainless steel Phillip head sheet metal screws.

| PART #      | DESCRIPTION                                       | RETAIL  | JOBBER  | DEALER  |
|-------------|---|---------|---------|---------|
| CP34        | 3/4" single line, each                            | \$15.00 | \$15.00 | \$13.00 |
| CP78        | 7/8" single line, each                            | \$15.00 | \$15.00 | \$13.00 |
| CP3434      | 3/4" x 3/4" double line, each                     | \$15.00 | \$15.00 | \$13.00 |
| CP51638     | 5/16" x 3/8" double line, each                    | \$15.00 | \$15.00 | \$13.00 |
| CP316316-90 | 3/16" x 3/16" double line, 90° stand off, each    | \$18.00 | \$17.00 | \$15.00 |
| CP3838-90   | 3/8" x 3/8" double line, 90° stand off, each      | \$18.00 | \$17.00 | \$15.00 |
| CP316316-F  | 3/16" x 3/16" double line, flat stand off, each   | \$18.00 | \$17.00 | \$15.00 |
| CP3838-F    | 3/8" x 3/8" double line, flat stand off, each     | \$18.00 | \$17.00 | \$15.00 |
| CP316316-S  | 3/16" x 3/16" double line, separators, each       | \$18.00 | \$17.00 | \$15.00 |
| CP3838-S    | 3/8" x 3/8" double line, separators, ea           | \$18.00 | \$17.00 | \$15.00 |
| CP316316-H  | 3/16" x 3/16" double line, hold down w/base, each | \$18.00 | \$17.00 | \$15.00 |
| CP3838-H    | 3/8" x 3/8" double line, hold down w/base, each   | \$18.00 | \$17.00 | \$15.00 |



**REAR DIFFERENTIAL GASKETS**

Our quality differential gaskets will ensure a tight leak-free seal. For GM 10 and 12 bolt applications.

| PART # | DESCRIPTION         | RETAIL | JOBBER | DEALER |
|--------|---------------------|--------|--------|--------|
| DG-10  | 10-bolt, each       | \$5.00 | \$4.00 | \$3.00 |
| DG-12C | 12-bolt car, each   | \$5.00 | \$4.00 | \$3.00 |
| DG-12T | 12-bolt truck, each | \$6.00 | \$5.00 | \$4.00 |

**REAR BRAKE HOSE TAB KIT**

Keeps rubber brake hoses in place. Cad plated custom hose tabs and clips. Stainless steel clamps included. Same as tabs included with our rear disc kits.



| PART # | DESCRIPTION | RETAIL  | JOBBER  | DEALER  |
|--------|-------------|---------|---------|---------|
| RBHTK  | kit         | \$15.00 | \$13.00 | \$11.00 |



**CENTER BRAKE HOSE TAB KIT**

This bolt-on kit is perfect to add a center flex line to your finished rear end.

| PART #   | DESCRIPTION | RETAIL  | JOBBER  | DEALER  |
|----------|-------------|---------|---------|---------|
| RBHTK-UG | kit         | \$19.00 | \$17.00 | \$14.00 |

**Tools to Help Your Customers Get the Job Done!**

Check out our new Power Brake Booster Install Kits

#PDBI-K25 (25" hose) \$27.00

#PDBI-K50 (50" hose) \$29.00

UNIVERSAL





*Black Magic*

**CPP "BLACK MAGIC" STREET ROD SHOCKS**

Our newly designed Street Rod Shocks are a twin tube design with a light gas charge. These shocks have excellent performance and great response to road conditions. The outstanding quality is backed with a lifetime warranty. All hardware included.

| PART # | DESCRIPTION                      | RETAIL  | JOBBER  | DEALER  |
|--------|----------------------------------|---------|---------|---------|
| CP1084 | Long shock (straight axle), each | \$39.00 | \$34.00 | \$28.00 |
| CP1088 | Hooded rear shock, each          | \$39.00 | \$34.00 | \$28.00 |

**SHOCK POLY BUSHINGS**

Bushings worn out? We have a replacement poly bushing that will work with Doestch Tech and our own "Black Magic" shocks. Note: these will not work with Bilstein, KYB or Monroe shocks.



| PART # | DESCRIPTION | RETAIL | JOBBER | DEALER |
|--------|-------------|--------|--------|--------|
| EBI    | each        | \$4.00 | \$4.00 | \$2.00 |

**SHOCK MOUNTING STUD**

Fits all 5/8" x 1-1/4" eye holes. 1/2"-20 x 1" on one side and 7/16"-20 x 3/4" on the other.



| PART # | DESCRIPTION | RETAIL  | JOBBER  | DEALER  |
|--------|-------------|---------|---------|---------|
| GPSMS  | pair        | \$16.00 | \$14.00 | \$12.00 |


**UNIVERSAL SHOCK HARDWARE KIT**



Includes mounting pieces for many different applications. One kit needed per shock.



| PART #   | DESCRIPTION | RETAIL | JOBBER | DEALER |
|----------|-------------|--------|--------|--------|
| CPPUSH-K | kit         | \$9.00 | \$8.00 | \$7.00 |



All sway bar diameters available

**BILLET ALUMINUM SWAY BAR MOUNTS**

For the ultimate in looks and longevity when pounding your street machine on and off the track, upgrade to these billet sway bar mount bracket kits. They feature greasable poly bushings and are available in a brushed machine, black or polished finish. Specify finish and diameter of sway bar.

| PART # | DESCRIPTION        | RETAIL   | JOBBER   | DEALER  |
|--------|--------------------|----------|----------|---------|
| FBM25  | Front, pair        | \$69.00  | \$62.00  | \$48.00 |
| RBM-SK | Rear, Standard kit | \$89.00  | \$80.00  | \$62.00 |
| RBM-DK | Rear, Deluxe kit   | \$129.00 | \$115.00 | \$90.00 |



**SWAY BAR FRAME & ENDLINK BUSHINGS**

Everything eventually wears out. To ensure a smooth and safe ride be sure to periodically check and replace these important parts.

| PART # | DESCRIPTION | RETAIL | JOBBER | DEALER |
|--------|-------------|--------|--------|--------|
|--------|-------------|--------|--------|--------|

|                   |  |         |         |         |
|-------------------|--|---------|---------|---------|
| <b>POLYPLUS™:</b> |  |         |         |         |
| 9-5105G           | 11/16" Sway Bar Frame Bushing, pair    | \$14.00 | \$13.00 | \$12.00 |
| 9-5106G           | 3/4" Sway Bar Frame Bushing, pair      | \$14.00 | \$13.00 | \$12.00 |
| 9-5107G           | 13/16" Sway Bar Frame Bushing, pair    | \$14.00 | \$13.00 | \$12.00 |
| 9-5108G           | 7/8" Sway Bar Frame Bushing, pair      | \$14.00 | \$13.00 | \$12.00 |
| 9-5109G           | 15/16" Sway Bar Frame Bushing, pair    | \$14.00 | \$13.00 | \$12.00 |
| 9-5110G           | 1" Sway Bar Frame Bushing, pair        | \$14.00 | \$13.00 | \$12.00 |
| 9-5111G           | 1-1/16" Sway Bar Frame Bushing, pair   | \$15.00 | \$14.00 | \$12.00 |
| 9-5112G           | 1-1/8" Sway Bar Frame Bushing, pair    | \$15.00 | \$14.00 | \$12.00 |
| 9-5113G           | 1-1/4" Sway Bar Frame Bushing, pair    | \$14.00 | \$13.00 | \$12.00 |
| 9-5133G           | 1-1/4" Sway Bar Frame Bushing, set (4) | \$39.00 | \$35.00 | \$29.00 |
| 9-8117G           | 2-5/8" Sway Bar Endlinks, pair         | \$19.00 | \$18.00 | \$15.00 |
| 9-8119G           | 2-7/8" Sway Bar Endlinks, pair         | \$19.00 | \$18.00 | \$15.00 |
| 9-8120G           | 3-3/8" Sway Bar Endlinks, pair         | \$19.00 | \$18.00 | \$15.00 |
| CPSBL-UK          | Heim style with weld tabs, pair        | \$29.00 | \$26.00 | \$20.00 |

**RUBBER:**

|        |                                     |         |         |         |
|--------|-------------------------------------|---------|---------|---------|
| FA986  | 3/4" Sway Bar Frame Bushing, each   | \$12.00 | \$11.00 | \$8.00  |
| FA988  | 15/16" Sway Bar Frame Bushing, each | \$12.00 | \$11.00 | \$8.00  |
| FA1166 | 1-1/4" Sway Bar Frame Bushing, each | \$12.00 | \$11.00 | \$8.00  |
| FA1243 | 1-1/8" Sway Bar Frame Bushing, each | \$12.00 | \$11.00 | \$8.00  |
| K74    | Sway Bar Endlinks, pair             | \$14.00 | \$12.00 | \$10.00 |



**TIE ROD END BOOTS**

POLYPLUS™ graphite impregnated for long life and no squeaks. Also available in rubber.

| PART #   | DESCRIPTION         | RETAIL | JOBBER | DEALER |
|----------|---------------------|--------|--------|--------|
| 9-13101G | POLYPLUS™, pair     | \$6.00 | \$5.00 | \$4.00 |
| CPTRB-K  | Rubber, small, pair | \$6.00 | \$5.00 | \$3.00 |
| CPTRB-LK | Rubber, large, pair | \$6.00 | \$5.00 | \$3.00 |

**IDLER & PITMAN FOAM SEAL**



| PART # | DESCRIPTION     | RETAIL | JOBBER | DEALER |
|--------|-----------------|--------|--------|--------|
| CPPAS  | Universal, each | \$3.00 | \$3.00 | \$2.00 |

UNIVERSAL



#TC-30-FC



#TC-30-FP



#TC-30-FB



#TC-33-SC



#TC-30-SCK

## CPP CLASSIC FIT™ TILT STEERING COLUMN

5-way adjusting tilt columns for those who want great performance at affordable pricing. Made from stainless steel 2" tube for automatic column shift and all floor shift applications and available in plain, chrome and black finish. Universal columns come with 1" DD output shaft. All columns accepts any 1967-94 GM steering wheel or aftermarket adapter. Column shift columns come with both 3-speed and 4-speed shift indicators.

| PART #    | DESCRIPTION                   | RETAIL   | JOBBER   | DEALER   |
|-----------|-------------------------------|----------|----------|----------|
| TC-28-SCK | 28" chrome with shift and key | \$375.00 | \$339.00 | \$265.00 |
| TC-30-SB  | 30" black with shift          | \$289.00 | \$254.00 | \$199.00 |
| TC-30-FB  | 30" black without shift       | \$289.00 | \$254.00 | \$199.00 |
| TC-30-SC  | 30" chrome with shift         | \$289.00 | \$254.00 | \$199.00 |
| TC-30-SCK | 30" chrome with shift and key | \$375.00 | \$339.00 | \$265.00 |
| TC-30-FC  | 30" chrome without shift      | \$289.00 | \$254.00 | \$199.00 |
| TC-30-SP  | 30" plain with shift          | \$289.00 | \$254.00 | \$199.00 |
| TC-30-FP  | 30" plain without shift       | \$289.00 | \$254.00 | \$199.00 |
| TC-32-FB  | 32" black without shift       | \$289.00 | \$254.00 | \$199.00 |
| TC-32-FC  | 32" chrome without shift      | \$289.00 | \$254.00 | \$199.00 |
| TC-32-FP  | 32" plain without shift       | \$289.00 | \$254.00 | \$199.00 |
| TC-32-SCK | 32" chrome with shift and key | \$375.00 | \$339.00 | \$265.00 |
| TC-33-SB  | 33" black with shift          | \$289.00 | \$254.00 | \$199.00 |
| TC-33-SC  | 33" chrome with shift         | \$289.00 | \$254.00 | \$199.00 |
| TC-33-SP  | 33" plain with shift          | \$289.00 | \$254.00 | \$199.00 |
| TC-33-SCK | 33" chrome with shift and key | \$375.00 | \$339.00 | \$265.00 |
| TC-35-SCK | 35" chrome with shift and key | \$375.00 | \$339.00 | \$265.00 |



## BILLET STEERING COLUMN DRESS-UP KITS

Perfect for your new custom column. These dress-up kits include an emergency flasher knob, a turn signal arm and knob, and a tilt arm and knob are all included. Both the arms are stainless steel, and all the knobs are polished billet aluminum. For you column shift-types, we also include a matching billet column shifter knob.

| PART #    | DESCRIPTION | RETAIL  | JOBBER  | DEALER  |
|-----------|-------------|---------|---------|---------|
| 6794BCK-K | kit         | \$29.00 | \$26.00 | \$23.00 |



**CHROME COLUMN DROP**

CPP's fully-adjustable swivel universal column drops allow for perfect column alignment. The unique design allows them to be used with all popular aftermarket column diameters. Available in 2-1/2", 3-1/2" & 4-1/2" drop. Chrome finish. Can accommodate 1-3/4", 2" and 2-1/4" columns.

| PART # | DESCRIPTION | RETAIL  | JOBBER  | DEALER  |
|--------|-------------|---------|---------|---------|
| CPCD-2 | 2-1/2" drop | \$49.00 | \$43.00 | \$34.00 |
| CPCD-3 | 3-1/2" drop | \$49.00 | \$43.00 | \$34.00 |
| CPCD-4 | 4-1/2" drop | \$49.00 | \$43.00 | \$34.00 |



**UNIVERSAL FLOOR PLATE**

CPP's fully adjustable swivel ball universal floor plates allow for perfect column alignment. Flush stainless allen head fasteners for show-finish installation. Will fit most steering columns of cars and trucks. Chrome finish. Can accommodate 1-3/4", 2" and 2-1/4" columns.

| PART # | DESCRIPTION | RETAIL  | JOBBER  | DEALER  |
|--------|-------------|---------|---------|---------|
| CPFM   | each        | \$49.00 | \$43.00 | \$29.00 |



**HAZARD WARNING ADAPTER KIT**

This wiring harness will allow you to add a hazard warning option to your CPP Classic Fit™ column.

| PART # | DESCRIPTION | RETAIL  | JOBBER  | DEALER  |
|--------|-------------|---------|---------|---------|
| 41382  | kit         | \$15.00 | \$13.00 | \$11.00 |



**CLASSIC FIT™ SHIFT INDICATOR HOUSINGS AND LENSES**

For the budget minded, CPP introduces an economy line of shift indicator housings and lenses. Available in chrome and black finish.

| PART # | DESCRIPTION    | RETAIL  | JOBBER | DEALER |
|--------|----------------|---------|--------|--------|
| ECCSH  | chrome housing | \$10.00 | \$9.00 | \$6.00 |
| ECPSH  | black housing  | \$8.00  | \$7.00 | \$5.00 |
| ECL-3  | 3-speed lens   | \$5.00  | \$4.00 | \$3.00 |
| ECL-4  | overdrive lens | \$5.00  | \$4.00 | \$3.00 |
| ECSP   | pointer        | \$5.00  | \$4.00 | \$3.00 |



**CLASSIC FIT™ COLUMN REPLACEMENT PIECES**

| PART #    | DESCRIPTION                        | RETAIL  | JOBBER  | DEALER  |
|-----------|------------------------------------|---------|---------|---------|
| ECHW      | horn wire, each                    | \$9.00  | \$8.00  | \$5.00  |
| ECHC      | horn contact, each                 | \$15.00 | \$13.00 | \$10.00 |
| ECPN      | turn signal pivot nut, each        | \$2.00  | \$2.00  | \$1.00  |
| ECIB      | bulb, each                         | \$2.00  | \$2.00  | \$1.00  |
| ECSL-O    | offset, kit                        | \$13.00 | \$11.00 | \$9.00  |
| ECSL-S    | straight, kit                      | \$13.00 | \$11.00 | \$9.00  |
| ECSC-TURN | turn signal switch, kit (import)   | \$15.00 | \$13.00 | \$11.00 |
| 41454     | turn signal switch, kit (domestic) | \$40.00 | \$38.00 | \$31.00 |

**CLASSIC FIT™ AUTOMATIC SHIFT HANDLE**

Fits economy columns.



| PART #   | DESCRIPTION | RETAIL  | JOBBER  | DEALER  |
|----------|-------------|---------|---------|---------|
| ECSC-ASH | kit         | \$19.00 | \$17.00 | \$15.00 |



**AUTOMATIC SHIFT LINKAGE ARMS**

Our stainless steel shift linkage kits take care of shift linkage problems encountered when a steering column and transmission swap is done. The linkage arm is fully adjustable to match any shifting mechanism and indicator perfectly. Linkage kits are available in short (10" to 17"), long (17" to 23"), and (7" to 24") lengths. Includes all mounting hardware.

| PART # | DESCRIPTION                       | RETAIL  | JOBBER  | DEALER  |
|--------|-----------------------------------|---------|---------|---------|
| CPTSL  | T350, 400, & 700R4, 7" to 24" kit | \$39.00 | \$30.00 | \$21.00 |

**Step-by-Step...**

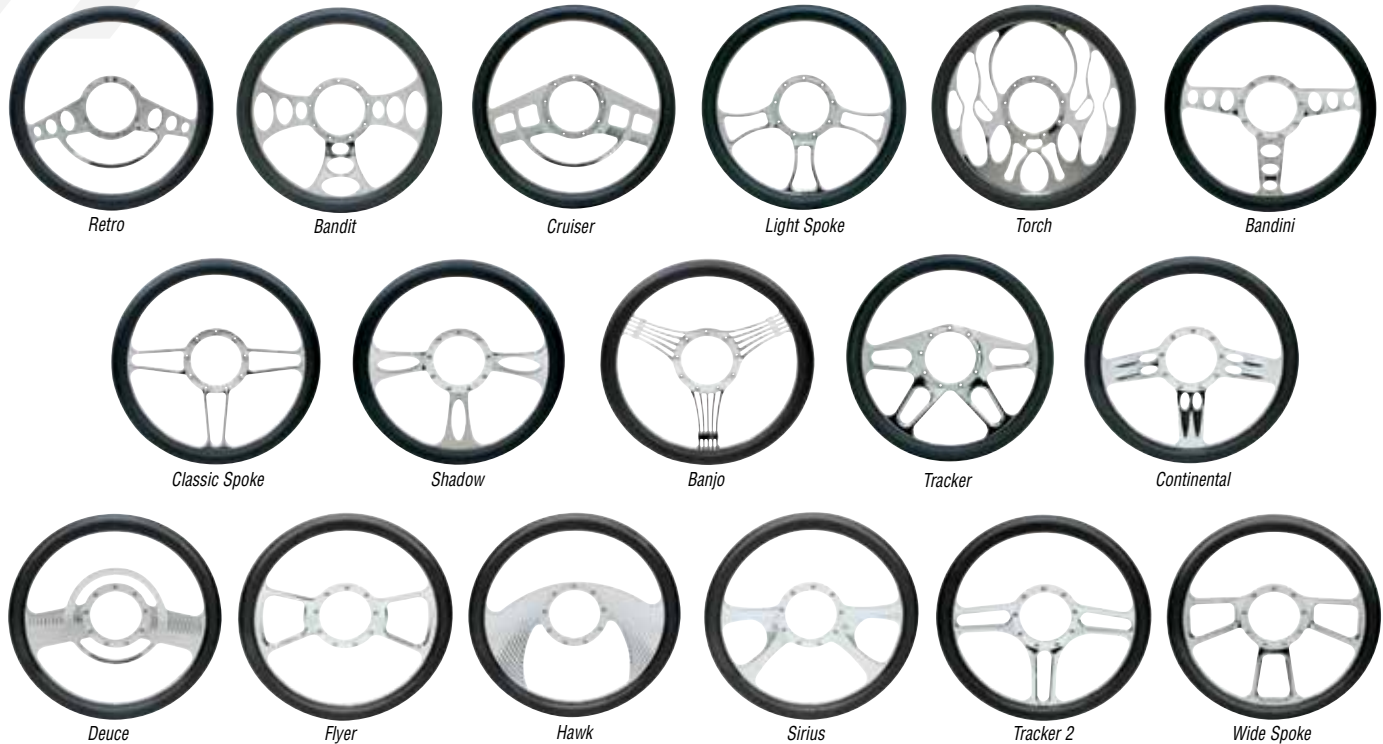
Tech Articles Videos

Instruction Sheets

www.ClassicPerform.com

UNIVERSAL





## CPP CHROME BILLET STEERING WHEELS

These 14" steering wheels are made from machined aluminum and then chromed for a beautiful shine. Each wheel is available with a black half wrap for the ultimate finishing touch. Please specify what model when ordering.

| PART # | DESCRIPTION     | RETAIL   | JOBBER   | DEALER   |
|--------|-----------------|----------|----------|----------|
| CPPSW- | Black rim, each | \$199.00 | \$179.00 | \$150.00 |



Cruiser shown

## CHROME BILLET STEERING WHEEL PACKAGE

Kit includes your choice of our billet chrome steering wheels shown, a billet chrome horn cap, and our steering wheel hub adapter. All for one low price!

| PART #  | DESCRIPTION   | RETAIL   | JOBBER   | DEALER   |
|---------|---------------|----------|----------|----------|
| 6794LSW | Leather, each | \$279.00 | \$251.00 | \$219.00 |



## COLOR WRAPS

Comes in black, lt. grey, red, and wood grain.

| PART # | DESCRIPTION                | RETAIL  | JOBBER  | DEALER  |
|--------|----------------------------|---------|---------|---------|
| CPPWC- | please specify color, each | \$15.00 | \$13.00 | \$10.00 |



## CHROME BILLET HORN BUTTON

Add the finishing touch to your billet chrome wheel addition with our chrome aluminum cap. These beauties are precision machined billet aluminum for a perfect fit. (Will not fit polished billet wheels.)

| PART #    | DESCRIPTION       | RETAIL  | JOBBER  | DEALER  |
|-----------|-------------------|---------|---------|---------|
| CPPHB-SC  | Plain, each       | \$39.00 | \$35.00 | \$27.00 |
| CPPHB-SFC | Flame, each       | \$39.00 | \$35.00 | \$27.00 |
| CPPHB-LC  | Large Plain, each | \$39.00 | \$35.00 | \$27.00 |
| CPPHB-LFC | Large Flame, each | \$39.00 | \$35.00 | \$27.00 |

## CHROME BILLET WHEEL HUB ADAPTER

For use with our billet chrome wheels only. Fits early and late columns. Bright chrome aluminum finish. 2" tall design. (Will not fit polished billet wheels.)



| PART #    | DESCRIPTION             | RETAIL  | JOBBER  | DEALER  |
|-----------|-------------------------|---------|---------|---------|
| 6794CHB-A | 1967-94 GM column, each | \$55.00 | \$48.00 | \$39.00 |

## SHORT COLUMN ADAPTER

These low profile steering wheel adapters provide more room for the driver when adding aftermarket tilt columns.



| PART #  | DESCRIPTION    | RETAIL  | JOBBER  | DEALER  |
|---------|----------------|---------|---------|---------|
| CPSCA-C | chrome, each   | \$65.00 | \$58.00 | \$49.00 |
| CPSCA-P | polished, each | \$60.00 | \$54.00 | \$45.00 |

UNIVERSAL

# Power Steering Tech Tips

## POWER STEERING FLUID

Always use the correct type of power steering fluid that is recommended by the manufacture. If you have components from several different manufactures it is important that the fluid used is compatible with all the components. Most high quality fluids will list the manufactures that their fluid is compatible with on their label.

## VIBRATIONS IN THE STEERING WHEEL AND COLUMN

In some installations the steering wheel or column could vibrate while the car is being driven. When ever possible, use a rag joint to connect the steering box or rack and pinion to the steering shaft. If there is not enough space for a rag joint you may be able to use a smaller diameter vibration damper. The diameter of these dampers is only slightly larger than a steering shaft coupler, but a couple of inches longer than a rag joint.

## PRESSURE REDUCTION

It is highly unlikely that you will need to reduce the pump pressure. Reducing the pressure will not make the steering less sensitive. It may make the car more difficult to steer at low (parking lot) speeds or when stopped. A better way to make the steering less sensitive, or require more effort at driving speeds is to increase the caster. Caster makes the steering wheel return to center, and increases the steering wheel effort. Most manual steering cars use about 1 degree positive caster, while most power steering systems work well between 3.5 and 7 of degrees positive caster.

## REMOTE RESERVOIR SYSTEMS

When using a remote reservoir, always mount the reservoir higher than the pump, and as close as possible to the pump. Long hoses and a low mounted reservoir can reduce the fluid flow to the pump causing the fluid to cavitate. Cavitation will not allow the pump to create pressure, and causes the pump to wear at a faster rate. Always use the largest size hose possible between the reservoir and the pump.

## CONNECTING THE STEERING SHAFTS

1. Determine whether you will need a two or three U-joint system. This is dictated by the angle between the shafts. We recommend up to 15° per U-joint for the optimum system, however up to 30° is acceptable. A support bearing will be needed if you are using more than 2 U-joints.
2. Select the type of couplers, or U-joints and shaft that will be needed. The Application Guide list the most common shaft sizes used on steering boxes and rack and pinions. If the Application Guide does not list your application, then measure the diameter of the shaft and count the number of splines. If there is a section without splines, count the number of splines that go half way around the shaft and multiply by 2 to determine the correct spline count. Some shafts do not use splines; instead they have 2 large flats. These are known as DD shaft. They are usually 3/4" DD or 1" DD.
3. Measure the length of steering shafts that you will need to connect the column to the steering box or rack and pinion. It may be necessary to order the shaft longer than you need and adjust the shaft length after you install the couplers or U-joints on the column and steering box/rack and pinion.
4. Connect all of the shafts and couplers. Turn the steering wheel back and forth to the ends of the steering travel, checking to see if any of the shafts, U-joints, or other parts of the steering system can bind; make any changes needed to get a smooth steering movement. Also make certain that all of the U-joints are phased correctly.
5. Were any set screws are used you will need to make a small indentation were the set screw contacts the steering shaft. Simply the set screws one at a time use a drill bit that is just small enough to not damage the threads in the U-joint, and drill a very shallow hole. This hole should be just deep enough to prevent the U-joint from coming off the shaft if the set screw were to come loose. Re-install the set screw and start this process over at the next set screw.

## FASTENERS

All bolt and nut fasteners are important attaching parts in that they can affect the performance of vital components. If replacement of these fasteners becomes necessary, style, type, quality and grade MUST be equivalent to OEM. DO NOT use a lesser substitute. Torque values must be maintained during assembly to assure proper retention of vital components.

## NEW VS. USED VS. REBUILT

Purchasing used is gambling, especially when you don't know the history of the source vehicle. When you connect a power steering pump to a rack or gear, you are instantly contaminating one with the other. The fluid can flow 8 to 10 quarts per minute and at that volume, it doesn't take long for the contaminated fluid from one unit to infect the other. If using a used pump, we highly recommend using a power steering return line filter (#20-0038F). So, now your choices are new or rebuilt. In many cases, new is no longer available and in some cases a new unit may never have been tested. When purchasing from CPP, all of our units are 100% tested.

## GETTING IT UP AND RUNNING


Building a street rod or other specialty vehicle requires a different start up procedure than just replacing a worn out unit. Power steering systems are self bleeding, but we must help them a little along the way. It is preferred that the power steering system be the last to get going. This is because you will have your hands plenty busy firing up a fresh engine. After everything is working fine and all your adjustments completed, now is the time to hook up the power steering pump belt

## V-BELT SYSTEMS

1. Fill the system with your high quality fluid and let it set undisturbed for a few minutes while you recheck your work. Leave the reservoir cap off. Use this time to wipe the components off in preparation for leak check and visually inspect the hose routing, belt alignment and attaching hardware.
2. After your inspection, raise the front wheels off the ground and support the vehicle. Without starting the engine, slowly begin to cycle the steering wheel. The key here is "slowly"; about one revolution per 8-10 seconds. Continue to top off the fluid level at the reservoir. When the level remains steady, inspect for leaks and start the engine.
3. Check the fluid level and inspect for leaks. Some vane type pumps require 1000 RPM or more to take the fluid down. Slowly cycle the steering wheel in both directions, lightly contacting the wheel stops. Continue to check the fluid level and add if necessary. If the pump begins to get noisy, turn the engine off and let the system set for 15 minutes. Air in the system will cause the pump to growl and the fluid level may rise when the engine is turned off.
4. Repeat the above steps until the system is operating normally. If air is still a problem after several rest periods, it may be that air is entering the system faster that it can be expelled at the reservoir fill. Look for leaks. Even the smallest of fluid leaks can be a source of massive amounts of air entering the system.
5. Always test drive the vehicle, making sure it is safe.

## SERPENTINE SYSTEMS

Obviously, the serpentine system does not allow for engine startup prior to power steering startup. Therefore, follow all of the above steps and take special precaution on step #2.



## CPP SET SCREW-STYLE STEERING U-JOINTS

CPP's new nickel-plated u-joints are CNC machined and precision broached for a perfect fit. Stainless steel sealed bearing cap and nickel plating gives a polished stainless look. Works up to a 30° angle. All popular sizes available.



| PART #       | DESCRIPTION                           | RETAIL  | JOBBER  | DEALER  |
|--------------|---------------------------------------|---------|---------|---------|
| CPP-UJ0      | 3/4-smooth x 3/4-smooth, each         | \$49.00 | \$43.00 | \$31.50 |
| CPP-UJ1      | 9/16-26 x 3/4-DD, each                | \$49.00 | \$43.00 | \$31.50 |
| CPP-UJ2      | 1-48 x 3/4-DD, each                   | \$49.00 | \$43.00 | \$31.50 |
| CPP-UJ3      | 3/4-30 x 3/4-DD, each                 | \$49.00 | \$43.00 | \$31.50 |
| CPP-UJ4      | 3/4-36 x 3/4-36, each                 | \$55.00 | \$48.00 | \$33.50 |
| CPP-UJ5      | 3/4-36 x 3/4-DD, each                 | \$49.00 | \$43.00 | \$31.50 |
| CPP-UJ6      | 3/4-DD x 3/4-DD, each                 | \$49.00 | \$43.00 | \$31.50 |
| CPP-UJ7      | 1-DD x 3/4-DD, each                   | \$49.00 | \$43.00 | \$31.50 |
| CPP-UJ8 *    | 5/8-36 x 3/4-DD, each                 | \$49.00 | \$43.00 | \$31.50 |
| CPP-UJ9      | 13/16-36 x 3/4-DD, each               | \$49.00 | \$43.00 | \$31.50 |
| CPP-UJ10     | 11/16-36 x 3/4-DD, each               | \$55.00 | \$48.00 | \$33.50 |
| CPP-UJ11     | 11/16-36 x 1-DD, each                 | \$55.00 | \$48.00 | \$33.50 |
| CPP-UJ15     | 1-DD x 3/4-smooth, each               | \$55.00 | \$48.00 | \$33.50 |
| CPP-UJ16     | 3/4-DD x 3/4-smooth, each             | \$49.00 | \$43.00 | \$31.50 |
| CPP-UJ17     | 11/16-36 x 3/4-smooth, each           | \$55.00 | \$48.00 | \$33.50 |
| CPP-UJ18     | 3/4-36 x 1-DD, each                   | \$55.00 | \$48.00 | \$33.50 |
| CPP-UJ19     | 11/16-36 x 3/4-36, each               | \$55.00 | \$48.00 | \$33.50 |
| CPP-UJ24     | 3/4-30 x 1-DD, each                   | \$55.00 | \$48.00 | \$33.50 |
| CPP-UJ25     | 1-DD x 13/16-36, each                 | \$55.00 | \$48.00 | \$33.50 |
| CPP-UJ26     | 1-DD x 1-DD, each                     | \$55.00 | \$48.00 | \$33.50 |
| CPP-UJTRI    | 3/4-DD x Ford Triangle Power Rack, ea | \$49.00 | \$43.00 | \$31.50 |
| CPP-UJ1759DD | 17MMDDx3/4" DD, each                  | \$55.00 | \$48.00 | \$33.50 |

\* Will not work with Chrysler applications.

## STEERING BOXES & RACKS SPLINE SIZES

| APPLICATION               | SIZES     | SPLINE DIA. | SPLINES |
|---------------------------|-----------|-------------|---------|
| Ford Rack                 |           |             |         |
| Mustang II & Pinto Manual | 9/16"-26  | .563        | 26      |
| Mustang II & Pinto Power  | 3/4"-36   | .750        | 36      |
| Ford Box                  |           |             |         |
| Manual & Power            | 3/4"-36   | .750        | 36      |
| GM Box Manual             |           |             |         |
| Vega                      | 5/8"-36   | .625        | 36      |
| Corvette (1963-67)        | 3/4"-36   | .750        | 36      |
| Corvette (1968-83)        | 3/4"-30   | .750        | 30      |
| Model 122 (1965-85)       | 3/4"-30   | .750        | 36      |
|                           | 3/4"-36   | .750        | 36      |
| Model 525 (1986-Present)  | 3/4"-30   | .750        | 30      |
| GM Box Power              |           |             |         |
| Model 605 (1978-84)       | 3/4"-30   | .625        | 30      |
| Model 800 (1977-Prior)    | 13/16"-36 | .813        | 36      |
| Model 800 (1978-Present)  | 3/4"-30   | .750        | 30      |
| GM Rack                   |           |             |         |
| 1979-Present              | 5/8"-36   | .625        | 36      |
| Variations                | 3/4"-30   | .750        | 30      |
| Corvette (1984-Present)   | 17mm DD   | .670        | 570     |
| Fiero 1                   | 7mm DD    | .670        | 570     |
| Chrysler Box or Rack      |           |             |         |
| Chrysler - Omni Manual    | 9/16"-36  | .563        | 26      |
| Chrysler - Omni Power     | 9/16"-36  | .563        | 36      |
| Chrysler - Volare         | 9/4"-30   | .750        | 36      |
| Chrysler                  | 5/8"-36   | .625        | 36      |
| Chrysler                  | 3/4"-36   | .750        | 36      |
| Chrysler                  | 13/16"-36 | .813        | 36      |

## CPP'S DOUBLE U-JOINTS

The design of this double u-joint can accommodate up to a 60° angle. Sealed needle bearing design uses aircraft quality billet steel with nickel plating.



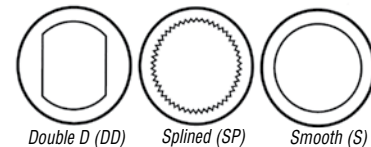

| PART #   | DESCRIPTION               | RETAIL   | JOBBER   | DEALER  |
|----------|---------------------------|----------|----------|---------|
| CPP-UJ21 | 11/16"-36 x 3/4" DD, each | \$169.00 | \$149.00 | \$99.00 |
| CPP-UJ22 | 11/16"-36 x 1" DD, each   | \$169.00 | \$149.00 | \$99.00 |
| CPP-UJ23 | 3/4" DD x 3/4" DD, each   | \$169.00 | \$149.00 | \$99.00 |
| CPP-UJ27 | 3/4-DD x 3/4-smooth, each | \$169.00 | \$149.00 | \$99.00 |
| CPP-UJ28 | 11/16-36 x 1" -48, each   | \$169.00 | \$149.00 | \$99.00 |
| CPP-UJ32 | 3/4-36 x 3/4-DD, each     | \$169.00 | \$149.00 | \$99.00 |
| CPP-UJ33 | 3/4-36 x 1-DD, each       | \$169.00 | \$149.00 | \$99.00 |
| CPP-UJ36 | 13/16-36 x 3/4-DD, each   | \$169.00 | \$149.00 | \$99.00 |

## STEERING COLUMNS SPLINE SIZES

| APPLICATION  | SIZES   | SPLINE DIA. | SPLINES |
|--------------|---------|-------------|---------|
| GM Column    |         |             |         |
| Small Spline | 3/4"-36 | .750        | 36      |
| Large Spline | 1"-48   | 1.00        | 48      |
| Small DD     | 3/4"-DD | .750        | DD      |
| Large DD     | 1"-DD   | 1.00        | DD      |

## DETERMINING SPLINE SIZE

To determine the spline size of a component (rack and pinion, steering column and steering box), measure the outside diameter and count the number of splines. If there is a flat spot on the shaft and some of the splines are missing, count halfway around where there are splines and double that number. We need to know how many teeth are in a theoretical full circle.



Available U-joint

Combinations are: A)

Smooth Bore on both ends; B) Smooth Bore and Spline or Double D;

C) Spline and/or Double D on each end.

© CPP, Inc.



#CPSS-CLUJ



**DOUBLE D INTERMEDIATE STEERING SHAFTS**

There are many different possible front suspension and steering box combinations available, and we carry a complete line of top quality steering universal joints and steering shafts. We also carry steering shaft support bearings for those instances when three or more universals are used. When ordering, please have the following information ready: year, make and model of steering column and steering box, and steering shaft length, so we can better serve you.

| PART #      | DESCRIPTION                            | RETAIL  | JOBBER  | DEALER  |
|-------------|--|---------|---------|---------|
| CPP1850-DN  | 3/4 DD, nickel plated, 18", each       | \$29.00 | \$26.00 | \$19.00 |
| CPP1850-D   | 3/4 DD, plain - 18", each              | \$19.00 | \$18.00 | \$10.00 |
| CPP1850-SN  | 3/4 DD, nickel plated, 36", each       | \$59.00 | \$52.00 | \$38.00 |
| CPP1850-S   | 3/4 DD, plain - 36", each              | \$39.00 | \$34.00 | \$19.00 |
| CPP1850SS   | 3/4 DD, stainless - 22", each          | \$39.00 | \$34.00 | \$19.00 |
| CPP1850SS-D | 3/4 DD, polished stainless - 22", each | \$59.00 | \$52.00 | \$38.00 |



**NICKEL PLATED STEERING SPLINE SHAFTS**

Nickel plated steering shafts, splined on both ends.

| PART #     | DESCRIPTION         | RETAIL  | JOBBER  | DEALER  |
|------------|---------------------|---------|---------|---------|
| CPP1870-36 | 36", 3/4"-36", each | \$29.00 | \$26.00 | \$20.00 |
| CPP1870-24 | 24", 3/4"-36", each | \$24.00 | \$21.00 | \$16.00 |
| CPP1870-18 | 18", 3/4"-36", each | \$20.00 | \$18.00 | \$14.00 |
| CPP1870-12 | 12", 3/4"-36", each | \$18.00 | \$16.00 | \$12.00 |
| CPP1870-6  | 6", 3/4"-36", each  | \$15.00 | \$13.00 | \$10.00 |
| CPP1870-4  | 4", 3/4"-36", each  | \$15.00 | \$13.00 | \$10.00 |



**DOUBLE D SLIP SHAFT**

When exchanging your stock steering column for one of our tilt steering columns, it is highly recommended that the steering shaft be swapped out for a much safer slip steering shaft.

| PART #        | DESCRIPTION                           | RETAIL  | JOBBER  | DEALER  |
|---------------|---------------------------------------|---------|---------|---------|
| CPP1626-ADJ   | adjustable 16"-26", nickel plated, ea | \$59.00 | \$52.00 | \$39.00 |
| CPP2436-ADJ   | adjustable 24"-36", nickel plated, ea | \$59.00 | \$52.00 | \$39.00 |
| CPP1626-ADJ-R | adjustable 16"-26", raw, each         | \$49.00 | \$43.00 | \$29.00 |
| CPP2436-ADJ-R | adjustable 24"-36", raw, each         | \$49.00 | \$43.00 | \$29.00 |

**NICKEL PLATED SLIP SHAFT COMBO**

When exchanging your stock steering column for one of our tilt steering columns, it is highly recommended that the steering shaft be swapped out for a much safer slip steering shaft. The slip shaft combo includes a universal joint, to connect to the end of the tilt steering column, and a rag joint, to connect to the top of the power steering box. *Note: Please specify spline count and diameter when ordering.*

| PART #    | DESCRIPTION                            | RETAIL   | JOBBER   | DEALER  |
|-----------|--|----------|----------|---------|
| CPSS-CS   | adjustable 16"-26", kit                | \$149.00 | \$131.00 | \$99.00 |
| CPSS-CL   | adjustable 24"-36" with rag joint, kit | \$149.00 | \$131.00 | \$99.00 |
| CPSS-CSUJ | adjustable 16"-26" w/ 2 u-joints, kit  | \$149.00 | \$131.00 | \$99.00 |
| CPSS-CLUJ | adjustable 24"-36" w/ 2 u-joints, kit  | \$149.00 | \$131.00 | \$99.00 |

**COLLAPSIBLE STEERING SHAFT**

When exchanging your stock steering column for one of our tilt steering columns, it is highly recommended that the steering shaft be swapped out for a much safer collapsible steering shaft. The collapsible steering shaft includes a universal joint, to connect to the end of the tilt steering column, and a rag joint, to connect to the top of the power steering box. Not recommended for stock columns.



| PART #     | DESCRIPTION   | RETAIL   | JOBBER   | DEALER  |
|------------|---|----------|----------|---------|
| CSS-148730 | 1" -48 column u-joint, 3/4" -30 rag joint, each     | \$119.00 | \$109.00 | \$89.00 |
| CSS-148736 | 1" -48 column u-joint, 3/4" -36 rag joint, each     | \$119.00 | \$109.00 | \$89.00 |
| CSS-148836 | 1" -48 column u-joint, 13/16" -36 rag joint, each   | \$119.00 | \$109.00 | \$89.00 |
| CSS-1DD730 | 1" DD column u-joint, 3/4" -30 rag joint, each      | \$119.00 | \$109.00 | \$89.00 |
| CSS-1DD736 | 1" DD column u-joint, 3/4" -36 rag joint, each      | \$119.00 | \$109.00 | \$89.00 |
| CSS-1DD836 | 1" DD column u-joint, 13/16" -36 rag joint, each    | \$119.00 | \$109.00 | \$89.00 |
| CSS-736730 | 3/4" -36 column u-joint, 3/4" -30 rag joint, each   | \$119.00 | \$109.00 | \$89.00 |
| CSS-736736 | 3/4" -36 column u-joint, 3/4" -36 rag joint, each   | \$119.00 | \$109.00 | \$89.00 |
| CSS-736836 | 3/4" -36 column u-joint, 13/16" -36 rag joint, each | \$119.00 | \$109.00 | \$89.00 |

UNIVERSAL

**RAG JOINT & SLEEVE**

This rag joint and sleeve is ideal when installing a tilt column and power steering in vehicles with a direct line from the column to the box. Specify box when ordering.

| PART #    | DESCRIPTION    | RETAIL  | JOBBER  | DEALER  |
|-----------|----------------|---------|---------|---------|
| RJC730-CS | 3/4-30, each   | \$69.00 | \$61.00 | \$48.00 |
| RJC736-CS | 3/4-36, each   | \$69.00 | \$61.00 | \$48.00 |
| RJC836-CS | 13/16-36, each | \$69.00 | \$61.00 | \$48.00 |

**INTERMEDIATE SHAFT & FLANGE**

Create your own custom rag joint connection with the 9-1/4" connector. Accepts 3/4" DD shaft and bolt-on rag joint. Includes rubber dust bolt.

| PART # | DESCRIPTION | RETAIL  | JOBBER  | DEALER  |
|--------|-------------|---------|---------|---------|
| CSS-LG | each        | \$19.00 | \$17.00 | \$13.00 |



## CUSTOM POWER STEERING RAG JOINTS

These custom rag joint couplers are designed to connect the bottom of the most common steering columns to the top of many popular steering boxes.



| PART #      | DESCRIPTION                        | RETAIL  | JOBBER  | DEALER  |
|-------------|------------------------------------|---------|---------|---------|
| RJC-1DD17DD | 1" DD column, 17mmDD, each         | \$85.00 | \$75.00 | \$45.00 |
| RJC-1DD18DD | 1" DD column, 18mmDD, each         | \$85.00 | \$75.00 | \$45.00 |
| RJC-1DD636  | 1" DD column, 11/16"-36, each      | \$85.00 | \$75.00 | \$45.00 |
| RJC-1DD730  | 1" DD column, 3/4"-30, each        | \$85.00 | \$75.00 | \$45.00 |
| RJC-1DD736  | 1" DD column, 3/4"-36, each        | \$85.00 | \$75.00 | \$45.00 |
| RJC-1DD7DD  | 1" DD column, 3/4"DD, each         | \$85.00 | \$75.00 | \$45.00 |
| RJC-1DD7SM  | 1" DD column, 3/4" smooth, each    | \$85.00 | \$75.00 | \$45.00 |
| RJC-14817DD | 1" -48 column, 17mmDD, each        | \$85.00 | \$75.00 | \$45.00 |
| RJC-14818DD | 1" -48 column, 18mmDD, each        | \$85.00 | \$75.00 | \$45.00 |
| RJC-148636  | 1" -48 column, 11/16"-36, each     | \$85.00 | \$75.00 | \$45.00 |
| RJC-148736  | 1" -48 column, 3/4"-36, each       | \$85.00 | \$75.00 | \$45.00 |
| RJC-1487DD  | 1" -48 column, 3/4"DD, each        | \$85.00 | \$75.00 | \$45.00 |
| RJC-1487SM  | 1" -48 column, 3/4" smooth, each   | \$85.00 | \$75.00 | \$45.00 |
| RJC-73617DD | 3/4" -36 column, 17mmDD, each      | \$85.00 | \$75.00 | \$45.00 |
| RJC-73618DD | 3/4" -36 column, 18mmDD, each      | \$85.00 | \$75.00 | \$45.00 |
| RJC-736636  | 3/4" -36 column, 11/16"-36, each   | \$85.00 | \$75.00 | \$45.00 |
| RJC-736730  | 3/4" -36 column, 3/4"-30, each     | \$85.00 | \$75.00 | \$45.00 |
| RJC-736736  | 3/4" -36 column, 3/4"-36, each     | \$85.00 | \$75.00 | \$45.00 |
| RJC-7367DD  | 3/4" -36 column, 3/4"DD, each      | \$85.00 | \$75.00 | \$45.00 |
| RJC-7367SM  | 3/4" -36 column, 3/4" smooth, each | \$85.00 | \$75.00 | \$45.00 |



## STEERING SHAFT COUPLERS

When rebuilding or modifying your steering system, it is often necessary to replace the worn factory steering shaft coupler (or "ragjoint") to regain the "factory new" feel. These couplers are made of forged steel and broached to precise factory specifications.

| PART #   | DESCRIPTION                        | RETAIL  | JOBBER  | DEALER  |
|----------|------------------------------------|---------|---------|---------|
| RJC-730R | 3/4"-30 Steering Rag Joint, each   | \$49.00 | \$44.00 | \$25.00 |
| RJC-736R | 3/4"-36 Steering Rag Joint, each   | \$49.00 | \$44.00 | \$25.00 |
| RJC-836R | 13/16"-36 Steering Rag Joint, each | \$49.00 | \$44.00 | \$25.00 |

## CUSTOM MINI RAG JOINTS

For that custom application running CPP's 400 Series™ or 500 Series™ box. This new small design at just over 2.5" in diameter. These are the smallest, most compact custom rag joint in the industry.  
\*Other sizes coming soon.



| PART #  | DESCRIPTION             | RETAIL  | JOBBER  | DEALER  |
|---------|-------------------------|---------|---------|---------|
| CP59060 | 3/4"-36 x 3/4"-30, each | \$79.00 | \$70.00 | \$55.00 |
| CP59065 | 3/4"DD x 3/4"-30, each  | \$79.00 | \$70.00 | \$55.00 |
| CP59084 | 1"DD x 3/4"-30, each    | \$79.00 | \$70.00 | \$55.00 |
| CP59085 | 1"-48 x 3/4"-30, each   | \$79.00 | \$70.00 | \$55.00 |



## CLASSIC CHEVY TILT COLUMN FLOOR MOUNT

Perfect when installing a tilt column. Secures lower part of column using existing holes in toeboard.

| PART #  | DESCRIPTION | RETAIL  | JOBBER  | DEALER |
|---------|-------------|---------|---------|--------|
| IDI4140 | each        | \$12.00 | \$11.00 | \$9.00 |

## STEERING COUPLING DISC KIT

Quality replacement steering coupling and hardware.



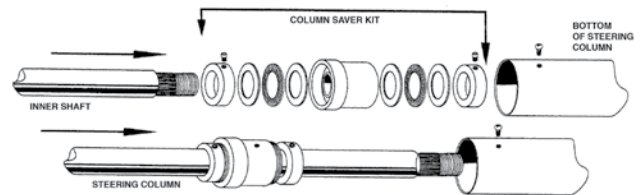
| PART # | DESCRIPTION           | RETAIL  | JOBBER | DEALER |
|--------|-----------------------|---------|--------|--------|
| RJC-R3 | 3-3/16" diameter, kit | \$10.00 | \$9.00 | \$6.00 |

## STEERING SHAFT SUPPORT BEARING AND BRACKETS

Steering shaft support bearings for those instances when three or more universals are used.



| PART #  | DESCRIPTION  | RETAIL  | JOBBER  | DEALER  |
|---------|--|---------|---------|---------|
| SB      | Steering Shaft Support Bearing, each               | \$24.00 | \$22.00 | \$17.00 |
| 10256   | Support Bearing Bracket, flat, each                | \$19.00 | \$17.00 | \$13.00 |
| 11260   | Support Bearing Bracket, angled, each              | \$19.00 | \$17.00 | \$13.00 |
| 10256-N | Support Bearing Bracket, flat, nickel plated, ea   | \$25.00 | \$22.00 | \$17.00 |
| 11260-N | Support Bearing Bracket, angled, nickel plated, ea | \$25.00 | \$22.00 | \$17.00 |



## COLUMN SAVER KIT

This kit is designed to allow you to use the original steering column when upgrading your steering box (Toyota, 400 Series power steering or rack & pinion, etc.). Works when column and box are two separate units. Kit adds a lower column bearing and secures inner steering shaft (see sample column in photo inset). Dimensions are measured on the outside of the outer column tube. *Note: Does not work with most column shift columns.*



| PART #   | DESCRIPTION                         | RETAIL  | JOBBER  | DEALER  |
|----------|-------------------------------------|---------|---------|---------|
| CP150BCS | 1.5" outer diameter, kit            | \$69.00 | \$61.00 | \$45.00 |
| CP175BCS | 1.75" outer diameter (1947-59), kit | \$69.00 | \$61.00 | \$45.00 |
| CP200BCS | 2.0" outer diameter (1960-72), kit  | \$69.00 | \$61.00 | \$45.00 |



**POWER STEERING PULLEYS**

| PART #                   | DESCRIPTION  | RETAIL  | JOBBER  | DEALER  |
|--------------------------|--|---------|---------|---------|
| <b>BLACK</b>             |  |         |         |         |
| CP38808                  | GM SB (2 groove)<br>(replaces GM 3941107), each          | \$32.00 | \$28.00 | \$24.00 |
| CP38809                  | GM SB (1 groove)<br>(replaces GM 3770509), each          | \$32.00 | \$28.00 | \$24.00 |
| CP38810                  | 283/327 GM SB back spaced<br>(replaces GM 3834720), each | \$32.00 | \$28.00 | \$24.00 |
| <b>CHROME</b>            |  |         |         |         |
| CPP2025C                 | GM SB (1 groove)<br>(replaces GM 3770509), each          | \$49.00 | \$43.00 | \$36.00 |
| CPP2027C                 | GM SB (1 groove)<br>(replaces GM 3834720), each          | \$49.00 | \$43.00 | \$36.00 |
| CPP2031C                 | GM SB (2 groove)<br>(replaces GM 39941107), each         | \$59.00 | \$49.00 | \$44.00 |
| <b>POLISHED ALUMINUM</b> |  |         |         |         |
| CPP2025P                 | GM SB (1 groove)<br>(replaces GM 3770509), each          | \$49.00 | \$43.00 | \$36.00 |
| CPP2027P                 | GM SB (1 groove)<br>(replaces GM 3834720), each          | \$49.00 | \$43.00 | \$36.00 |
| CPP2031P                 | GM SB (2 groove)<br>(replaces GM 39941107), each         | \$59.00 | \$49.00 | \$44.00 |
| <b>SATIN ALUMINUM</b>    |  |         |         |         |
| CPP2025B                 | GM SB (1 groove)<br>(replaces GM 3770509), each          | \$39.00 | \$35.00 | \$29.00 |
| CPP2027B                 | GM SB (1 groove)<br>(replaces GM 3834720), each          | \$39.00 | \$35.00 | \$29.00 |
| CPP2031B                 | GM SB (2 groove)<br>(replaces GM 39941107), each         | \$49.00 | \$43.00 | \$36.00 |



**CRANK PULLEYS**

| PART #       | DESCRIPTION                    | RETAIL  | JOBBER  | DEALER  |
|--------------|--------------------------------|---------|---------|---------|
| <b>BLACK</b> |                                |         |         |         |
| CP38811      | 283/327 GM SB (2 groove), each | \$39.00 | \$34.00 | \$29.00 |
| CP38812*     | 283/327 GM SB (1 groove), each | \$39.00 | \$34.00 | \$29.00 |

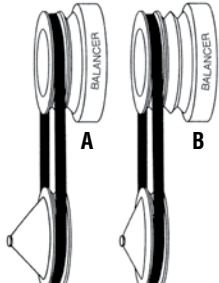
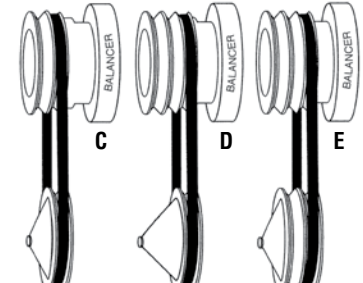

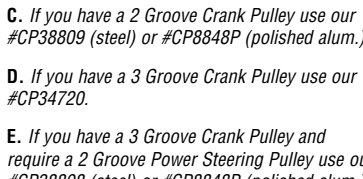


\* can be combined w/ #CP38811 to make 3 groove



**WATER PUMP PULLEYS**

| PART #       | DESCRIPTION                 | RETAIL  | JOBBER  | DEALER  |
|--------------|-----------------------------|---------|---------|---------|
| <b>BLACK</b> |                             |         |         |         |
| CP38813      | SWP for SB (2 groove), each | \$59.00 | \$52.00 | \$44.00 |

**POWER STEERING PUMP PULLEY CHART**

| Short Water Pump Applications  | Long Water Pump Applications  |
|--|---|
|  <p><b>A.</b> If you have a 2 Groove Crank Pulley use our #CP34720 (steel) or #CP8848P (polished alum.)</p>   |  <p><b>B.</b> If you have a 3 Groove Crank Pulley use our #CP38809 (steel) or #CP8848P (polished alum.)</p> |
|  <p><b>C.</b> If you have a 2 Groove Crank Pulley use our #CP38809 (steel) or #CP8848P (polished alum.)</p>  |  <p><b>D.</b> If you have a 3 Groove Crank Pulley use our #CP34720.</p>                                    |
|  <p><b>E.</b> If you have a 3 Groove Crank Pulley and require a 2 Groove Power Steering Pulley use our #CP38808 (steel) or #CP8848P (polished alum.)</p> |    |


UNIVERSAL

Need to help a customer?

Grab our Brake & Power Steering Installation Guide...

Call for a copy today or access it on our website 24 hours a day

@ [www.ClassicPerform.com](http://www.ClassicPerform.com)







## POWER STEERING PUMP AND HOUSING KITS

These 100% brand new pumps and reservoirs have a beautiful OEM appearance and function. Reservoirs come with all o-rings and fittings, including an AN adapter, if necessary to install in your application. All pump kits include **brand new** #19-PUMP installed. When appearance is a concern, use these OE style pumps and reservoirs.



\*All reservoir kits include O-rings and fittings!

\*All pump kits include NEW 19-pump installed!



## POWER STEERING HOSE KITS

CPP has both original rubber and stainless steel power steering hoses for many popular applications. Whether it be for a Toyota or GM power steering box or Ford rack & pinion. Even for the 500 Series™ box in your 55-64 Bel Air or Impala!

| PART #         | DESCRIPTION                                     | RETAIL  | JOBBER  | DEALER  |
|----------------|---|---------|---------|---------|
| <b>RUBBER:</b> |   |         |         |         |
| 605HK          | Inverted flare pre set fittings, pair           | \$55.00 | \$44.00 | \$39.00 |
| CPUHK          | Inverted flare adjustable fittings, pair        | \$55.00 | \$48.00 | \$39.00 |
| 5356THK*       | GM or Ford pump to Toyota box, kit              | \$75.00 | \$66.00 | \$55.00 |
| M2PSH-RM       | GM pump to 1974-78 Mustang power rack, pair     | \$69.00 | \$61.00 | \$43.00 |
| M2PSH-RT**     | GM pump to 1982-88 Thunderbird power rack, pair | \$69.00 | \$61.00 | \$43.00 |

\*May interfere with certain headers.

### STAINLESS STEEL:

|          |  |          |          |          |
|----------|--|----------|----------|----------|
| 131151   | GM pump to GM inverted flare, kit              | \$149.00 | \$142.00 | \$125.00 |
| 131112   | GM or Ford pump to Toyota box, kit             | \$149.00 | \$142.00 | \$125.00 |
| 131105   | GM pump to 1974-78 Mustang power rack, kit     | \$149.00 | \$142.00 | \$125.00 |
| 131101** | GM pump to 1982-88 Thunderbird power rack, kit | \$149.00 | \$142.00 | \$125.00 |
| 131106*  | Hydroboost Remote Reservoir Hose Kit           | \$59.00  | \$59.00  | \$50.00  |

\* Please note that box or rack hose kit is also required.

\*\* Used with CPP rack.

## MAGNA-PURE™ IN-LINE FILTER


Debris is a major cause of steering system failure. It travels via power steering fluid throughout the entire system, eroding and clogging various components and hoses, leading to expensive repairs. Flushing the steering system helps ensure quality repair, but does not remove 100% of debris. CARDONE's exclusive Magna-Pure™ filtration extends steering system life and ensures proper performance over the long haul.



| PART #   | DESCRIPTION      | RETAIL  | JOBBER  | DEALER  |
|----------|------------------|---------|---------|---------|
| 20-0038F | 3/8" lines, each | \$20.00 | \$19.00 | \$18.00 |

## POWER STEERING CAP & COVERS

New OEM-style GM power steering reservoir cap with attached dipstick is the perfect replacement. Then add some flash with an aluminum power steering cap cover which easily attaches.



| PART #    | DESCRIPTION                         | RETAIL  | JOBBER  | DEALER  |
|-----------|-------------------------------------|---------|---------|---------|
| CP1006-1C | billet - chrome, each               | \$15.00 | \$14.00 | \$11.00 |
| CP1009-1P | OEM cap - plastic, each             | \$7.00  | \$6.00  | \$5.00  |
| CP1006-1C | chrome finished plastic cover, each | \$6.00  | \$5.00  | \$4.00  |

UNIVERSAL

| PART #            | DESCRIPTION                                      | RETAIL   | JOBBER   | DEALER  |
|-------------------|--|----------|----------|---------|
| <b>PUMP KITS:</b> |  |          |          |         |
| 19-6969SB-P       | Mustang II (ideal for any R&P app), plain, each  | \$159.00 | \$140.00 | \$89.00 |
| 19-6969SB-PC      | Mustang II (ideal for any R&P app), chrome, each | \$169.00 | \$149.00 | \$97.00 |
| PSP2547           | Small Block Chevy, each                          | \$159.00 | \$140.00 | \$89.00 |
| PSP2547-C         | Small Block Chevy, chrome, each                  | \$169.00 | \$149.00 | \$97.00 |
| 19-PUMP           | NEW pump only, each                              | \$109.00 | \$99.00  | \$65.00 |

| PART #                 | DESCRIPTION                                      | RETAIL  | JOBBER  | DEALER  |
|------------------------|--|---------|---------|---------|
| <b>RESERVOIR KITS:</b> |  |         |         |         |
| 19-6969SB              | Mustang II (ideal for any R&P app), plain, each  | \$39.00 | \$34.00 | \$24.00 |
| 19-6969SB-C            | Mustang II (ideal for any R&P app), chrome, each | \$49.00 | \$43.00 | \$30.00 |
| 2547                   | Universal Reservoir only - plain, ea             | \$39.00 | \$34.00 | \$24.00 |
| 2547C                  | Universal Reservoir only - chrome, ea            | \$49.00 | \$43.00 | \$30.00 |




## POWER STEERING PUMP BRACKETS

These power steering brackets will allow you to easily bolt a power steering pump to your engine and enjoy the comfort of either a power steering box or rack & pinion steering. Note: #PS808 is designed to work on 1955-57 Chevy cars and 1955-59 Chevy trucks with V8 engines and original front mounts.

| PART #     | DESCRIPTION                                  | RETAIL  | JOBBER  | DEALER  |
|------------|--|---------|---------|---------|
| PS301-S *  | Chevy SB, side mounts, black powdercoat, ea  | \$49.00 | \$43.00 | \$29.00 |
| PS301-C *  | Chevy SB, side mounts, chrome, each          | \$59.00 | \$52.00 | \$35.00 |
| PS501 *    | Chevy BB, short water pump, raw, each        | \$65.00 | \$62.00 | \$58.00 |
| PS501-C *  | Chevy BB, short water pump, chrome, each     | \$95.00 | \$90.00 | \$85.00 |
| PS501L *   | Chevy BB, long water pump, raw, each         | \$65.00 | \$62.00 | \$58.00 |
| PS501L-C * | Chevy BB, long water pump, chrome, each      | \$95.00 | \$90.00 | \$85.00 |
| PS808      | Chevy SB, front mounts, black powdercoat, ea | \$49.00 | \$43.00 | \$29.00 |

\*Not recommended for exhaust mount alternators.



**STEERING BOX AND POWER STEERING PUMP FITTINGS**

| PART #    | DESCRIPTION   | RETAIL  | JOBBER  | DEALER  |
|-----------|---|---------|---------|---------|
| 605SOL    | O-ring box to inv flare hoses, pair   | \$16.00 | \$14.00 | \$10.00 |
| 605ANF-IF | IF inv flare box to-6AN hose, pair  | \$16.00 | \$14.00 | \$10.00 |
| 605ANF-OR | O-ring box to-6AN hose, pair  | \$16.00 | \$14.00 | \$10.00 |
| 500IOA    | inv flare box to O-ring hose, pair  | \$16.00 | \$14.00 | \$10.00 |
| CP2005-1  | Power steering pump stud and bolt   | \$9.00  | \$8.00  | \$5.00  |
| CPFCV-K   | Power steering flow fitting (reduces fluid flow for rack & pinion steering) | \$19.00 | \$17.00 | \$10.00 |

**VEGA STEERING BOXES**

Our new 400 Series™ Vega Power Steering Box is a must for any hot rod application that uses a manual Vega box. This new box utilizes late model steering technology and allows use of the original steering column or aftermarket tilt column to keep perfect alignment with the box. *Note: Uses universal Vega pitman arm and 5/8"-36 steering coupler for manual and 3/4"-30 coupler for power. \*Manual box not recommended for vehicles over 2000 lbs.*



| PART #   | DESCRIPTION               | RETAIL   | JOBBER   | DEALER   |
|----------|---------------------------|----------|----------|----------|
| VEGA-MSB | Manual steering box, each | \$139.00 | \$125.00 | \$105.00 |
| VEGA-PSB | Power steering box, each  | \$299.00 | \$269.00 | \$209.00 |

**MANUAL AND POWER STEERING PITMAN ARMS**

Our replacement pitman arms are made to factory GM specs. Replacing a worn pitman arm will help reduce play in the steering system.

| PART #  | DESCRIPTION  | RETAIL  | JOBBER  | DEALER  |
|---------|--------------|---------|---------|---------|
| VEGA-PA | Manual, each | \$49.00 | \$43.00 | \$29.00 |
| 54052   | Power, each  | \$65.00 | \$58.00 | \$45.00 |

**VEGA STEERING BOX MOUNTING BRACKET**



| PART #  | DESCRIPTION | RETAIL  | JOBBER  | DEALER  |
|---------|-------------|---------|---------|---------|
| 8020670 | each        | \$30.00 | \$27.00 | \$21.00 |

UNIVERSAL

**Let our Dealer Team Help You...**  
*We are here to help!*



**Dealer-Only Email:**  
dealer@classicperform.com




**Dealer-Only Phone Line:**  
(714) 522-2000 ext. 608



**Fax Line:**  
(714) 522-2500



**Mailing Address:**  
378 E. Orangethorpe Ave., Placentia, CA 92870



## LSI ENGINE MOUNTS

CPP has all the combinations of LS engine brackets to get your motor into your project.

| PART #      | DESCRIPTION   | RETAIL   | JOBBER   | DEALER  |
|-------------|---|----------|----------|---------|
| LS1-KS      | LS swap engine plates (stock location), kit   | \$69.00  | \$61.00  | \$50.00 |
| LS1-K3      | LS swap engine plates (3" forward), kit   | \$69.00  | \$61.00  | \$50.00 |
| LS1-K125    | LS swap engine plates (1.25" forward), kit  | \$69.00  | \$61.00  | \$50.00 |
| LS1-KU-P    | FitRite™ LS swap engine plates (adjustable 1/2" rear - 3-1/2" forward) with POLYPLUS™ pad mounts, kit                     | \$129.00 | \$117.00 | \$97.00 |
| LS1-KULAC-P | FitRite™ LS swap engine plates (adjustable 2-1/4" - 3-3/4" forward for low A/C compressor) with POLYPLUS™ pad mounts, kit | \$129.00 | \$117.00 | \$97.00 |



## ENGINE AND TRANSMISSION PADS

| PART #  | DESCRIPTION  | RETAIL  | JOBBER  | DEALER  |
|---------|--|---------|---------|---------|
| 2142    | Rubber motor mounts, small block, each                       | \$12.00 | \$11.00 | \$7.00  |
| 3-1114G | Polyurethane motor mounts, small block, ea                   | \$34.00 | \$30.00 | \$19.00 |
| 3-1115G | Polyurethane motor mounts, chrome, small block, chrome, each | \$54.00 | \$51.00 | \$40.00 |
| 3-1108G | GM transmission mount, polyurethane, ea                      | \$34.00 | \$30.00 | \$14.00 |
| 9425    | GM transmission mount, rubber, each                          | \$14.00 | \$11.00 | \$8.00  |
| 2141    | Ford 352/428 rubber motor mounts, each                       | \$25.00 | \$22.00 | \$18.00 |
| 2310    | Ford 289/302/351W rubber motor mounts, ea                    | \$18.00 | \$16.00 | \$13.00 |
| 2341L   | Ford 351C/400M rubber motor mounts, left, ea                 | \$25.00 | \$22.00 | \$18.00 |
| 2341R   | Ford 351C/400M rubber motor mounts, right, ea                | \$25.00 | \$22.00 | \$18.00 |
| 2367L   | Ford 429/460 rubber motor mounts, left, ea                   | \$35.00 | \$31.00 | \$27.00 |
| 2368R   | Ford 429/460 rubber motor mounts, right, ea                  | \$35.00 | \$31.00 | \$27.00 |
| 4-1104G | Ford transmission pad, polyurethane, each                    | \$34.00 | \$32.00 | \$24.00 |
| 2333    | Ford transmission pad, rubber, each                          | \$14.00 | \$12.00 | \$8.00  |

## MOTOR MOUNT BOLT KIT

Tough care hardened replacement bolts. Fits small and big block Chevy V8s. Nuts and washers included.



| PART #  | DESCRIPTION | RETAIL  | JOBBER | DEALER |
|---------|-------------|---------|--------|--------|
| CPMMB-K | kit         | \$10.00 | \$9.00 | \$7.00 |

UNIVERSAL



**TRANS-SAVER SERIES COOLERS**

Designed to cool any vehicle fluids including automatic transmission fluid, power steering fluid, engine oil, engine coolant, fuel and street hydraulics. Available in single or dual pass and in polished or plain finish. Specify when ordering.



| PART # | DESCRIPTION                  | RETAIL  | JOBBER  | DEALER  |
|--------|------------------------------|---------|---------|---------|
| CP0050 | 12" Chrome Single Pass, each | \$48.00 | \$46.00 | \$44.00 |
| CP0052 | 18" Chrome Single Pass, each | \$55.00 | \$52.00 | \$48.00 |
| CP0054 | 12" Chrome Dual Pass, each   | \$55.00 | \$52.00 | \$48.00 |
| CP0056 | 18" Chrome Dual Pass, each   | \$75.00 | \$67.00 | \$58.00 |



**DISTRIBUTOR**

Designed for 8 cylinder Chevrolet with H.E.I. Constructed with die-cast aluminum housing, brass terminals, hardened steel drive gear and polished shaft. Kit includes cap, rotor, and coil.

| PART #  | DESCRIPTION | RETAIL  | JOBBER  | DEALER  |
|---------|-------------|---------|---------|---------|
| CP8908R | each        | \$99.00 | \$94.00 | \$89.00 |



**STAINLESS STEEL RADIATOR OVERFLOW TANK**

| PART #  | DESCRIPTION | RETAIL  | JOBBER  | DEALER  |
|---------|-------------|---------|---------|---------|
| CP6079A | 19", each   | \$36.00 | \$34.00 | \$31.00 |
| CP6075A | 15", each   | \$37.00 | \$35.00 | \$32.00 |
| CP6073A | 13", each   | \$35.00 | \$33.00 | \$30.00 |



**WATER NECK**

Fits small block Chevy V8. Attaches to Intake Manifold, which allows the upper radiator hose to connect to the radiator.

| PART # | DESCRIPTION    | RETAIL  | JOBBER | DEALER |
|--------|----------------|---------|--------|--------|
| CP6002 | polished, each | \$10.00 | \$9.00 | \$8.00 |



**ELECTRIC WATER PUMPS**

These brand new aluminum electric high volume water pumps are designed to eliminate unnecessary weight and impeller drag experienced at high RPMs. Pumps are durable yet lightweight and will pump between 30 and 35 GPM. Available in black, blue or red e-coat.



| PART #        | DESCRIPTION                     | RETAIL   | JOBBER   | DEALER   |
|---------------|---------------------------------|----------|----------|----------|
| EAWP-CBB-BK   | Chevy, big block, black, each   | \$199.00 | \$175.00 | \$115.00 |
| EAWP-CBB-BLUE | Chevy, big block, blue, each    | \$199.00 | \$175.00 | \$115.00 |
| EAWP-CBB-RED  | Chevy, big block, red, each     | \$199.00 | \$175.00 | \$115.00 |
| EAWP-CSB-BK   | Chevy, small block, black, each | \$199.00 | \$175.00 | \$115.00 |
| EAWP-CSB-BLUE | Chevy, small block, blue, each  | \$199.00 | \$175.00 | \$115.00 |
| EAWP-CSB-RED  | Chevy, small block, red, each   | \$199.00 | \$175.00 | \$115.00 |
| EAWP-FBB-BK   | Ford, big block, black, each    | \$199.00 | \$175.00 | \$115.00 |
| EAWP-FBB-BLUE | Ford, big block, blue, each     | \$199.00 | \$175.00 | \$115.00 |
| EAWP-FBB-RED  | Ford, big block, red, each      | \$199.00 | \$175.00 | \$115.00 |
| EAWP-FSB-BK   | Ford, small block, black, each  | \$199.00 | \$175.00 | \$115.00 |
| EAWP-FSB-BLUE | Ford, small block, blue, each   | \$199.00 | \$175.00 | \$115.00 |
| EAWP-FSB-RED  | Ford, small block, red, each    | \$199.00 | \$175.00 | \$115.00 |
| EAWP-MBB-BK   | Mopar, big block, black, each   | \$199.00 | \$175.00 | \$115.00 |
| EAWP-MBB-BLUE | Mopar, big block, blue, each    | \$199.00 | \$175.00 | \$115.00 |
| EAWP-MBB-RED  | Mopar, big block, red, each     | \$199.00 | \$175.00 | \$115.00 |
| EAWP-MSB-BK   | Mopar, small block, black, each | \$199.00 | \$175.00 | \$115.00 |
| EAWP-MSB-BLUE | Mopar, small block, blue, each  | \$199.00 | \$175.00 | \$115.00 |
| EAWP-MSB-RED  | Mopar, small block, red, each   | \$199.00 | \$175.00 | \$115.00 |

UNIVERSAL